

State

DATE FILED

SEP 18 2018

School District
2018-2019 Estimate of Needs
and
Financial Statement of the Fiscal Year 2017-2018

CARRIE TUBBS, County Clerk
By [Signature] Deputy

Board of Education of Great Plains Technology Center
District No. 9
County of Comanche
State of Oklahoma

FILED

OCT 18 2018

State Auditor & Inspector

Two copies of this Financial Statement and Estimate of Needs should be filed with the County Clerk not later than September 30 for all School Districts. After approval by the Excise Board and the levies are made, both statements should be signed by the Board Members. One complete signed copy must be sent to the State Auditor and Inspector, 2300 N. Lincoln Blvd, State Capitol, Room 100, Oklahoma City, OK 73105-4801. If publication may not be had by date required for filing, affidavit and proof of publication are required to be attached within five days after date of filing.

The 2018-2019 Estimate of Needs
and
Financial Statement of the Fiscal Year 2017-2018

Prepared by: Putnam & Company, PLLC

Submitted to the Comanche County Excise Board

This 4th Day of September, 2018

School Board Members

Chairman

[Signature]

Clerk

[Signature]

Treasurer

[Signature]

Member

Member

[Signature]

Member

Member

[Signature]

Member

RECEIVED

OCT 18 2018

State Auditor
and Inspector

State of Oklahoma, County of Comanche

To the Excise Board of said County and State, Greetings:

Pursuant to the requirements of 68 O. S. Section 3002, we submit herewith, for your consideration the within statement of the financial condition of the Board of Education of Great Plains Technology Center, District No. 9, County of Comanche, State of Oklahoma for the fiscal year beginning July 1, 2018, and ending June 30, 2019, together with an itemized statement of the estimated Income and Probable Needs of said School District for the ensuing fiscal year. We have separately prepared, executed and submit Financial Statements for the Fiscal Year so terminated, and Estimate of Requirements for the ensuing Fiscal Year, for such Sinking Fund, if any, as pertains to this District for the Bond, Coupon, and Judgment indebtedness, if any, outstanding and unpaid as of June 30, 2019, and also for the Sinking Fund of any disorganized District whose area or the major portion thereof is now embraced within the boundaries of this District; and this Certificate is as applicable thereto as if fully embodied therein. The same have been prepared in conformity with Statute, in relation to which be it further noted that:

1. We, the undersigned, duly elected, qualified and acting officers of the Board of Education of the aforesaid School District located wholly or in major area in the County and State aforesaid, do hereby certify that, at regular session begun at the time provided by law, we carefully considered the reports submitted by the several officers and employees as required by 68 O. S. Section 3004, carefully considered the statements and estimate of needs heretofore prepared for the purpose of ascertaining any additional or emergency levy necessary for the ensuing fiscal year and revised, corrected or amended the same to disclose the true fiscal condition as of June 30, 2018, and to provide for the needs of the District for the ensuing fiscal year as now ascertained; and we do hereby certify that the within statement of the financial condition is true and correct, and that the within estimates for all purposes for the ensuing fiscal year are reasonably necessary for the proper conduct of the affairs of said School District, and that the statement of Estimated Income from sources other than ad valorem taxes is not in excess of the lawfully authorized ratio of the actual collections from such sources during the previous fiscal year.
2. We further certify that any cash fund balance reported in our Building Fund is required for immediate or cumulative program of construction unless there be attached within a verified copy of a resolution signed by a majority of the members of this Board to the effect the program of building has been completed or abandoned. If attached, then the Excise Board is directed to apply said Balance to reduce Levies in accordance with 62 O. S. Section 333.
3. We also certify that a levy of 0.000 Mills over and above the number of mills allocated by the County Excise Board will be reasonably necessary for the proper conduct of the affairs of said school district during the fiscal year 2018-2019.
4. We also certify that, after due and legal notice of an election thereon, an emergency levy of 0.000 Mills, over and above the number of mills provided by Law and allocated by the County Excise Board in addition thereto for school purposes, was authorized at an election held for that purpose on February 13, 2018 by a majority of those voting at said election; the result of said election was:

| | | |
|-----------------|---------------------|------------|
| For the Levy 0; | Against the Levy 0; | Majority 0 |
|-----------------|---------------------|------------|
5. We also certify that, after due and legal notice of an election thereon, a local support levy of 5.000 Mills, in addition to the levies hereinbefore provided, was authorized at an election held for that purpose on February 13, 2018 by a majority vote of the electors who had paid ad valorem tax of the immediately preceding year; the result of said election was:

| | | |
|-----------------|---------------------|------------|
| For the Levy 0; | Against the Levy 0; | Majority 0 |
|-----------------|---------------------|------------|

6. We also certify that, after due and legal notice of an election thereon, pursuant to Article 10, Section 10, of the Constitution of Oklahoma, an additional levy of 1.000 Mills, was authorized by a majority of the qualified voters of said School District, for the purpose of erecting, remodeling or repairing school buildings, and for purchasing furniture at an election held for that purpose on April 03, 2018, (increasing the total Building Fund Levy to 5.000 mills), the result whereof was:

For the Levy 1750;

Against the Levy 943;

Majority 807

[Signature]
Clerk of Board of Education

[Signature]
President of Board of Education

[Signature]
Treasurer of Board of Education

Subscribed and sworn to before me this 4th day of September 2018.

[Signature]
Notary Public

1-18-19
My Commission Expires



Affidavit of Publication

State of Oklahoma, County of Comanche

I, Dr. George I. Bridges, Jr. D.D.S., the undersigned duly qualified and acting Clerk of the Board of Education of Great Plains Technology Center, School District No. 9, County and State aforesaid, being first duly sworn according to law, hereby depose and say:

1. That I complied with 68 O. S. Section 3002, (both independent and dependent) by having the within Financial Statement and Estimate of Needs which was prepared at the time and in the manner provided by law, published as required by law, in a legally-qualified newspaper of general circulation in the district, there being no legally-qualified newspaper published in the school district, as evidenced by a copy of such published statement and estimate together with proof of publication thereof attached hereto marked Exhibit No. 1 and made a part hereof (strike inapplicable phrases).

2. That I complied with currently effective statutes, by having the Notice of Emergency Levy Election and the call for such Election on the date hereinbefore certified by the Governing Board, the Itemized Statements and the Itemized Estimate of the amount necessary for the ensuing fiscal year requiring such emergency levy for the current expense purposes as prepared by the Board of Education duly published or posted, as the case may be, in full compliance with law for this class of school district, and as provided by law duly made public in the manner and at the time provided by law, for this class of district and in all respects according to law, in relation to said election on such emergency levy as hereinbefore certified by said Governing Board.

3. That I complied with the statute by having published or posted (if required for this class of district) the notice of local support levy election, and the call for such election on the date hereinbefore certified by the Board of Education. That the Estimate of Needs as prepared by the Board of Education required such local support levy in addition to other tax levies, to fully meet the current expense purposes of the school district for the ensuing year.

4. That in conformity to resolution by said Board of Education, I caused Notice of Building Fund Levy Election under the provisions of Article 10, Section 10, Oklahoma Constitution, and the Call of such Election on the date hereinbefore certified by the Governing Board, together with Itemized Statements and an Estimate of the amount necessary for the ensuing fiscal year requiring such levy for the purpose of erecting, remodeling or repairing school buildings, and for purchasing school furniture, in said District, published or posted to contain such Notice and Call, fixing the number of voting places and particularly describing each and every such place or places, and fixing the day on which such election should be had after the expiration of such notice, duly published or posted as is required by law for this class of district.

George I. Bridges, Jr.
Clerk, Board of Education

Subscribed and sworn to before me this 4th day of September 2018.

Rhonda Spert
Notary Public

1-18-19
My Commission Expires

Camie Lusk
Secretary and Clerk of Excise Board



Comanche County, Oklahoma

VO-TECH

**PROOF OF PUBLICATION
THE LAWTON CONSTITUTION
P.O. BOX 2069-L, Lawton, OK 73502 :(580) 353-0620**

IN THE _____ COURT OF COMANCHE COUNTY, OKLAHOMA
STATE OF OKLAHOMA, COUNTY OF COMANCHE

Case No. Great Plains Est. Needs 2018

I, DENNIS WADE, of lawful age, being duly sworn upon oath, deposes and says: That I am the Business Manager of The Lawton Constitution, a daily newspaper printed and published in the city of Lawton, County of Comanche, and state of Oklahoma, and that the advertisement above referred to, a true and printed copy of which is here unto attached, was published in said newspaper for the publication dates listed below.

Publication Dates 09/19/2018.

That said newspaper has been published continuously and uninterruptedly in said county during a period of one hundred and four consecutive weeks prior to the publication of the attached notice or advertisement: that it has been admitted to the United States mail as second-class mail matter, that it has a general paid circulation, and publishes news of general interest, and otherwise conforms with all of the statutes of the State of Oklahoma governing legal publications.

Signature

SUBSCRIBED and sworn to before me this day of

Notary Public

NOTARY PUBLIC State of OK
TOM WILSON
Comm. # 05011169
Expires 12-12-2021

LEGAL NOTICE

Published in The Lawton Constitution
September 19, 2018
Publication Sheet — Board of Education
Financial Statement of the Various Funds for the Fiscal Year Ending June 30, 2018,
And Estimate of Needs for Fiscal Year Ending June 30, 2019,
of Great Plains Technology Center
School District No. 9, Comanche County, Oklahoma

| STATEMENT OF FINANCIAL CONDITION AS OF JUNE 30, 2018 | GENERAL FUND DETAIL | BUILDING FUND DETAIL | CO-OP FUND DETAIL |
|--|-----------------------|------------------------|-------------------|
| ASSETS: | | | |
| Cash Balance June 30, 2018 | \$7,898,986.13 | \$ 5,919,566.40 | \$0.00 |
| Mfg | | | \$0.00 |
| TOTAL ASSETS | \$7,898,986.13 | \$ 5,919,566.40 | \$0.00 |
| LIABILITIES AND RESERVES: | | | |
| Warrants Outstanding | \$1,047,555.25 | \$ 275,613.60 | \$ 0.00 |
| Prior Year Reserves | \$0.00 | \$ 1,623,117.70 | \$ 0.00 |
| Current Year Reserves | \$1,295,231.32 | \$ 0.00 | \$ 0.00 |
| TOTAL LIABILITIES AND RESERVES | 2,342,786.57 | \$1,898,731.30 | 0.00 |
| CASH FUND BALANCE (Deficit) JUNE 30, 2018 | \$5,556,199.56 | \$ 4,020,835.10 | \$0.00 |

| ESTIMATED NEEDS FOR FISCAL YEAR ENDING JUNE 30, 2019 | | GENERAL FUND | BUILDING FUND |
|--|--|--------------|-----------------|
| Current Expense | | | \$21,818,447.94 |
| Total Required | | | \$21,818,447.94 |
| FINANCED: | | | |
| Cash Fund Balance | | | \$ 5,556,199.56 |
| Estimated Miscellaneous Revenue | | | \$ 8,863,805.00 |
| Total Deductions | | | \$14,420,004.56 |
| Balance to Raise from Ad Valorem Tax | | | \$ 7,398,443.38 |

| ESTIMATED MISCELLANEOUS REVENUE: | | |
|----------------------------------|--|-----------------|
| 1000 District Sources of Revenue | | \$ 2,315,672.00 |
| 3819 Regular Operations | | \$ 5,313,357.00 |
| 3820 OTAG | | \$ 6,000.00 |
| 3833 Existing Industry | | \$ 96,367.00 |
| 3836 Bid Assistance | | \$ 22,828.00 |
| 3844 Firefighter | | \$ 13,939.00 |
| 3856 Dropout Recovery & OHLAP | | \$197,278.00 |
| 3400 State - ABE | | \$ 20,426.00 |
| 4821 Carl Perkins - Secondary | | \$ 217,571.00 |
| 4200 Disadvantaged Students | | \$ 14,367.00 |
| 4874 PELL | | \$ 500,000.00 |
| 4877 SEOG | | \$ 1,000.00 |
| 4611 Federal ABE | | \$ 145,000.00 |
| Total Estimated Revenue | | \$ 8,863,805.00 |

| BUILDING FUND | | |
|--------------------------------------|--|-----------------|
| Current Expense | | \$ 7,684,837.99 |
| Total Required | | \$ 7,684,837.99 |
| FINANCED: | | |
| Cash Fund Balance | | \$ 4,020,835.10 |
| Estimated Miscellaneous Revenue | | \$ 40,000.00 |
| Total Deductions | | \$ 4,060,835.10 |
| Balance to Raise from Ad Valorem Tax | | \$ 3,624,002.89 |

CERTIFICATE — GOVERNING BOARD
STATE OF OKLAHOMA, COUNTY OF COMANCHE, ss:

We, the undersigned duly elected, qualified and acting officers of the Board of Education of Great Plains Technology Center, School District No. 9, of Said County and State, do hereby certify that at a meeting of the Governing Body of the said District, begun at the time provided by law for districts of this class and pursuant to the provisions of 68 O.S. 2001 Section 3003, the foregoing statement was prepared and is a true and correct condition of the Financial Affairs of said District as reflected by the records of the District Clerk and Treasurer. We further certify that the foregoing estimate for current expenses for the fiscal year beginning July 1, 2018, and ending June 30, 2019, as shown are reasonably necessary for the proper conduct of the affairs of the said District, that the Estimated Income to be derived from sources other than ad valorem taxation does not exceed the lawfully authorized ratio of the revenue derived from the same sources during the preceding fiscal year.

0000

**Putnam & Company, PLLC
Certified Public Accountants
169 E. 32nd Street
Edmond, Oklahoma 73013**


Independent Accountant's Compilation Letter

Board of Education
Great Plains Technology Center

Management is responsible for the accompanying financial statements of Great Plains Technology Center, as of and for the year ended June 30, 2018, the Estimate of Needs (SA&I Form 2661R06) for the fiscal year ended June 30, 2019, and the related Publication Sheet (SA&I Form 2662R06, Exhibit Z) included in the accompanying prescribed form. We have performed a compilation engagement in accordance with Statements of Standards for Accounting and Review Services promulgated by the Accounting and Review Services Committee of the American Institute of Certified Public Accountants. We did not audit or review the financial statements included in the accompanying prescribed form nor were we required to perform any procedures to verify the accuracy or completeness of the information provided by management. Accordingly, we do not express an opinion, a conclusion, nor provide any form of assurance on these prescribed financial statements.

These financial statements and information included in the accompanying prescribed form are presented in accordance with the requirements prescribed by the Office of the Oklahoma State Auditor and Inspector per 68 O.S. 3003.B and as further defined by rules promulgated by the Oklahoma State Department of Education per 70 O.S. 5-134.I.D., and are not intended to be a complete presentation of the School's assets and liabilities.

This report is intended solely for the information and use of the Oklahoma State Department of Education, the Oklahoma Department of Career and Technology Education, the School District, the County Excise Board, and for filing with the State Auditor and Inspector and is not intended to be and should not be used by anyone other than these specified parties.



Putnam & Company, PLLC
Certified Public Accountants

GENERAL FUND ACCOUNTS COVERING THE PERIOD JULY 1, 2017 TO JUNE 30, 2018
ESTIMATE OF NEEDS FOR 2018-2019

EXHIBIT "A"

Page 6

| Schedule 1, Current Balance Sheet - June 30, 2018 | | Amount |
|--|--|------------------------|
| ASSETS: | | |
| Cash Balance June 30, 2018 | | \$ 7,898,986.13 |
| Investments | | \$ 0.00 |
| TOTAL ASSETS | | \$ 7,898,986.13 |
| LIABILITIES AND RESERVES: | | |
| Warrants Outstanding | | \$ 1,047,555.25 |
| FY 2016-17 Reserves---Schedule 8 | | \$ 1,295,231.32 |
| TOTAL LIABILITIES AND RESERVES | | \$ 2,342,786.57 |
| CASH FUND BALANCE JUNE 30, 2018 | | \$ 5,556,199.56 |
| TOTAL LIABILITIES, RESERVES AND CASH FUND BALANCE | | \$ 7,898,986.13 |

| Schedule 2, Revenue and Requirements - 2017-2018 | | |
|--|------------------|-------------------------|
| | Detail | Total |
| REVENUE: | | |
| Cash Balance June 30, 2017 | \$ 4,944,777.58 | |
| Cash Fund Balance Transferred From Prior Years | \$ 1,092,726.45 | |
| Current Ad Valorem Tax Apportioned | \$ 7,674,364.98 | |
| Miscellaneous Revenue Apportioned | \$ 9,047,611.35 | |
| TOTAL REVENUE | | \$ 22,759,480.36 |
| REQUIREMENTS: | | |
| Claims Paid by Warrants Issued & Transfer Fees Apportioned | \$ 15,908,049.48 | |
| Reserves From Schedule 8 | \$ 1,295,231.32 | |
| Interest Paid on Warrants | \$ 0.00 | |
| Bank Fees and Cash Charges | \$ 0.00 | |
| Reserve for Interest on Warrants | \$ 0.00 | |
| TOTAL REQUIREMENTS | | \$ 17,203,280.80 |
| ADD: Cash Fund Balance as Per Balance Sheet 6-30-2018 | | \$ 5,556,199.56 |
| TOTAL REQUIREMENTS AND CASH FUND BALANCE | | \$ 22,759,480.36 |

| Schedule 3, Cash Fund Balance Analysis - June 30, 2018 | | Amount |
|---|--|------------------------|
| ADDITIONS: Fiscal Year 2015-16 Lapsed Appropriations | | \$ 5,039.28 |
| Miscellaneous Revenue Collected in Excess of Estimates-Net | | \$ 479,697.35 |
| Warrants Estopped, Cancelled or Converted | | \$ 2,389.80 |
| Fiscal Year 2017-18 Lapsed Appropriations | | \$ 3,590,426.33 |
| Fiscal Year 2016-17 Lapsed Appropriations | | \$ 507,594.77 |
| Ad Valorem Tax Collections in Excess of Estimates | | \$ 393,349.43 |
| Prior Year Ad Valorem Tax | | \$ 577,702.60 |
| TOTAL ADDITIONS | | \$ 5,556,199.56 |
| DEDUCTIONS: | | |
| Supplemental Appropriations | | \$ 0.00 |
| Adjustment to Prior Year's Outstanding Warrants | | \$ 0.00 |
| TOTAL DEDUCTIONS | | \$ 0.00 |
| Cash Fund Balance as per Balance Sheet 6-30-2018 | | \$ 5,556,199.56 |
| Composition of Cash Fund Balance | | |
| Cash | | \$ 5,556,199.56 |
| Cash Fund Balance as per Balance Sheet 6-30-2018 | | \$ 5,556,199.56 |

S.A. & I. Form 2661R06 Entity: Great Plains Technology Center 9, Comanche

GENERAL FUND ACCOUNTS COVERING THE PERIOD JULY 1, 2017 TO JUNE 30, 2018
ESTIMATE OF NEEDS FOR 2018-2019

EXHIBIT "A"

| Schedule 4, Miscellaneous Revenue | | |
|---|------------------------|------------------------|
| SOURCE | 2017-18 ACCOUNT | |
| | AMOUNT ESTIMATED | ACTUALLY COLLECTED |
| 1000 DISTRICT SOURCES OF REVENUE: | | |
| 1200 Tuition & Fees | \$ 1,688,500.00 | \$ 2,003,405.01 |
| 1300 Earnings on Investments and Bond Sales | \$ 25,000.00 | \$ 70,814.76 |
| 1400 Rental, Disposals and Commissions | \$ 337,000.00 | \$ 442,108.55 |
| 1500 Reimbursements | \$ 204,672.00 | \$ 119,973.02 |
| 1600 Other Local Sources of Revenue | \$ 206,000.00 | \$ 111,352.55 |
| 1100 In Lieu of Tax and Other Taxes | \$ 0.00 | \$ 5,003.38 |
| 1800 Athletics | \$ 0.00 | \$ 0.00 |
| TOTAL | \$ 2,461,172.00 | \$ 2,752,657.27 |
| 2000 INTERMEDIATE SOURCES OF REVENUE: | | |
| 2100 County 4 Mill Ad Valorem Tax | \$ 0.00 | \$ 0.00 |
| 2200 County Apportionment (Mortgage Tax) | \$ 0.00 | \$ 0.00 |
| 2300 Resale of Property Fund Distribution | \$ 0.00 | \$ 0.00 |
| 2910 Other Intermediate Sources of Revenue | \$ 0.00 | \$ 0.00 |
| TOTAL | \$ 0.00 | \$ 0.00 |
| 3000 STATE SOURCES OF REVENUE: | | |
| 3412 National Board Certified Teachers | \$ 0.00 | \$ 10,000.00 |
| 3690 State of OK--Grant | \$ 0.00 | \$ 16,812.93 |
| 3819 Operations | \$ 4,849,411.00 | \$ 4,816,605.00 |
| 3820 OTAG | \$ 10,000.00 | \$ 6,892.00 |
| 3833 Existing Industry | \$ 90,180.00 | \$ 91,232.30 |
| 3834 TIPS Training | \$ 0.00 | \$ 120,198.65 |
| 3836 Bid Assistance | \$ 35,124.00 | \$ 22,283.00 |
| 3844 Firefighting Initiative | \$ 12,586.00 | \$ 4,600.00 |
| Subtotal | \$ 4,997,301.00 | \$ 5,088,623.88 |
| 3848 Safety Training | \$ 0.00 | \$ 292.00 |
| 3852 Welfare to Work | \$ 0.00 | \$ 0.00 |
| 3856 Dropout Recovery | \$ 192,278.00 | \$ 192,278.00 |
| 3864 Teacher Mentor | \$ 0.00 | \$ 1,000.00 |
| 3875 OHLAP | \$ 5,000.00 | \$ 5,964.00 |
| Subtotal | \$ 197,278.00 | \$ 199,534.00 |
| 3300 State Aid - Competitive Grants - Categorical | \$ 0.00 | \$ 0.00 |
| 3400 State - ABE | \$ 17,531.00 | \$ 17,530.97 |
| 3500 Special Programs | \$ 0.00 | \$ 0.00 |
| 3600 Other State Sources of Revenue | \$ 0.00 | \$ 0.00 |
| 3700 Child Nutrition Program | \$ 0.00 | \$ 0.00 |
| 3892 Lottery Trust | \$ 65,711.00 | \$ 62,999.87 |
| TOTAL | \$ 5,277,821.00 | \$ 5,368,688.72 |
| 4000 FEDERAL SOURCES OF REVENUE: | | |
| 4821 Carl Perkins--Secondary | \$ 211,932.00 | \$ 160,896.88 |
| 4836 Bid Assistance | \$ 0.00 | \$ 15,233.00 |
| 4873 USDA RUS Grant | \$ 0.00 | \$ 6,538.00 |
| 4868 Veteran's Report Fee | \$ 0.00 | \$ 567.00 |
| 4874 PELL Grants | \$ 470,000.00 | \$ 555,971.15 |
| 4877 SEOG Grants | \$ 9,000.00 | \$ 1,300.00 |
| 4882 Cyber Security | \$ 0.00 | \$ 6,585.17 |
| 4611 Federal ABE | \$ 137,989.00 | \$ 179,174.16 |
| TOTAL | \$ 828,921.00 | \$ 926,265.36 |
| 5000 NON-REVENUE RECEIPTS: | | |
| 5100 Return of Assets | \$ 0.00 | \$ 0.00 |
| GRAND TOTAL | \$ 8,567,914.00 | \$ 9,047,611.35 |

S.A. & I. Form 2661R06 Entity: Great Plains Technology Center 9, Comanche

GENERAL FUND ACCOUNTS COVERING THE PERIOD JULY 1, 2017 TO JUNE 30, 2018
ESTIMATE OF NEEDS FOR 2018-2019

EXHIBIT "A"

Page 8

| 2017-18 ACCOUNT OVER (UNDER) | BASIS AND LIMIT OF ENSUING ESTIMATE | 2018-19 ACCOUNT | | |
|------------------------------------|---|----------------------|---------------------------------|-----------------------------|
| | | CHARGEABLE INCOME | ESTIMATED BY GOVERNING BOARD | APPROVED BY EXCISE BOARD |
| \$ 314,905.01 | 78.67% | \$ 0.00 | \$ 1,576,000.00 | \$ 1,576,000.00 |
| \$ 45,814.76 | 84.73% | \$ 0.00 | \$ 60,000.00 | \$ 60,000.00 |
| \$ 105,108.55 | 90.25% | \$ 0.00 | \$ 399,000.00 | \$ 399,000.00 |
| \$ (84,698.98) | 170.60% | \$ 0.00 | \$ 204,672.00 | \$ 204,672.00 |
| \$ (94,647.45) | 68.25% | \$ 0.00 | \$ 76,000.00 | \$ 76,000.00 |
| \$ 5,003.38 | 0.00% | \$ 0.00 | \$ 0.00 | \$ 0.00 |
| \$ 0.00 | 0.00% | \$ 0.00 | \$ 0.00 | \$ 0.00 |
| \$ 291,485.27 | | \$ 0.00 | \$ 2,315,672.00 | \$ 2,315,672.00 |
| \$ 0.00 | 0.00% | \$ 0.00 | \$ 0.00 | \$ 0.00 |
| \$ 0.00 | 0.00% | \$ 0.00 | \$ 0.00 | \$ 0.00 |
| \$ 0.00 | 0.00% | \$ 0.00 | \$ 0.00 | \$ 0.00 |
| \$ 0.00 | 0.00% | \$ 0.00 | \$ 0.00 | \$ 0.00 |
| \$ 0.00 | | \$ 0.00 | \$ 0.00 | \$ 0.00 |
| \$ 10,000.00 | 0.00% | \$ 0.00 | \$ 0.00 | \$ 0.00 |
| \$ 16,812.93 | 0.00% | \$ 0.00 | \$ 0.00 | \$ 0.00 |
| \$ (32,806.00) | 110.31% | \$ 0.00 | \$ 5,313,357.00 | \$ 5,313,357.00 |
| \$ (3,108.00) | 87.06% | \$ 0.00 | \$ 6,000.00 | \$ 6,000.00 |
| \$ 1,052.30 | 105.63% | \$ 0.00 | \$ 96,367.00 | \$ 96,367.00 |
| \$ 120,198.65 | 0.00% | \$ 0.00 | \$ 0.00 | \$ 0.00 |
| \$ (12,841.00) | 102.45% | \$ 0.00 | \$ 22,828.00 | \$ 22,828.00 |
| \$ (7,986.00) | 303.02% | \$ 0.00 | \$ 13,939.00 | \$ 13,939.00 |
| \$ 91,322.88 | | \$ 0.00 | \$ 5,452,491.00 | \$ 5,452,491.00 |
| \$ 292.00 | 0.00% | \$ 0.00 | \$ 0.00 | \$ 0.00 |
| \$ 0.00 | 0.00% | \$ 0.00 | \$ 0.00 | \$ 0.00 |
| \$ 0.00 | 100.00% | \$ 0.00 | \$ 192,278.00 | \$ 192,278.00 |
| \$ 1,000.00 | 0.00% | \$ 0.00 | \$ 0.00 | \$ 0.00 |
| \$ 964.00 | 83.84% | \$ 0.00 | \$ 5,000.00 | \$ 5,000.00 |
| \$ 2,256.00 | | \$ 0.00 | \$ 197,278.00 | \$ 197,278.00 |
| \$ 0.00 | 0.00% | \$ 0.00 | \$ 0.00 | \$ 0.00 |
| \$ (0.03) | 116.51% | \$ 0.00 | \$ 20,426.00 | \$ 20,426.00 |
| \$ 0.00 | 0.00% | \$ 0.00 | \$ 0.00 | \$ 0.00 |
| \$ 0.00 | 0.00% | \$ 0.00 | \$ 0.00 | \$ 0.00 |
| \$ 0.00 | 0.00% | \$ 0.00 | \$ 0.00 | \$ 0.00 |
| \$ (2,711.13) | 0.00% | \$ 0.00 | \$ 0.00 | \$ 0.00 |
| \$ 90,867.72 | | \$ 0.00 | \$ 5,670,195.00 | \$ 5,670,195.00 |
| \$ (51,035.12) | 135.22% | \$ 0.00 | \$ 217,571.00 | \$ 217,571.00 |
| \$ 15,233.00 | 94.31% | \$ 0.00 | \$ 14,367.00 | \$ 14,367.00 |
| \$ 6,538.00 | 0.00% | \$ 0.00 | \$ 0.00 | \$ 0.00 |
| \$ 567.00 | 0.00% | \$ 0.00 | \$ 0.00 | \$ 0.00 |
| \$ 85,971.15 | 89.93% | \$ 0.00 | \$ 500,000.00 | \$ 500,000.00 |
| \$ (7,700.00) | 76.92% | \$ 0.00 | \$ 1,000.00 | \$ 1,000.00 |
| \$ 6,585.17 | 0.00% | \$ 0.00 | \$ 0.00 | \$ 0.00 |
| \$ 41,185.16 | 80.93% | \$ 0.00 | \$ 145,000.00 | \$ 145,000.00 |
| \$ 97,344.36 | | \$ 0.00 | \$ 877,938.00 | \$ 877,938.00 |
| \$ 0.00 | 0.00% | \$ 0.00 | \$ 0.00 | \$ 0.00 |
| \$ 479,697.35 | | \$ 0.00 | \$ 8,863,805.00 | \$ 8,863,805.00 |

S.A. & I. Form 2661R06 Entity: Great Plains Technology Center 9, Comanche

GENERAL FUND ACCOUNTS COVERING THE PERIOD JULY 1, 2017 TO JUNE 30, 2018
ESTIMATE OF NEEDS FOR 2018-2019

EXHIBIT "A"

| Schedule 5, Expenditures General Fund Cash Accounts of Current and all Prior Years | |
|--|-------------------------|
| CURRENT AND ALL PRIOR YEARS | 2017-18 |
| Cash Balance Reported to Excise Board 6-30-2017 | \$ 0.00 |
| Cash Fund Balance Transferred Out | |
| Cash Fund Balance Transferred In | \$ 4,944,777.58 |
| Adjusted Cash Balance | \$ 4,944,777.58 |
| Ad Valorem Tax Apportioned To Year In Caption | \$ 7,674,364.98 |
| Miscellaneous Revenue (Schedule 4) | \$ 9,047,611.35 |
| Cash Fund Balance Forward From Preceding Year | \$ 1,092,726.45 |
| Prior Expenditures Recovered | \$ 0.00 |
| TOTAL RECEIPTS | \$ 17,814,702.78 |
| TOTAL RECEIPTS AND BALANCE | \$ 22,759,480.36 |
| Warrants Paid of Year in Caption | \$ 14,860,494.23 |
| Interest Paid Thereon | \$ 0.00 |
| Bank Fees and Cash Charges | \$ 0.00 |
| TOTAL DISBURSEMENTS | \$ 14,860,494.23 |
| CASH BALANCE JUNE 30, 2018 | \$ 7,898,986.13 |
| Reserve for Warrants Outstanding | \$ 1,047,555.25 |
| Reserve for Interest on Warrants | \$ 0.00 |
| Reserves From Schedule 8 | \$ 1,295,231.32 |
| TOTAL LIABILITIES AND RESERVE: | \$ 2,342,786.57 |
| DEFICIT: | \$ 0.00 |
| CASH FUND BALANCE FORWARD TO SUCCEEDING YEAR | \$ 5,556,199.56 |

| Schedule 6, General Fund Warrant Account of Current and All Prior Years | |
|---|-------------------------|
| CURRENT AND ALL PRIOR YEARS | 2017-18 |
| Warrants Outstanding 6-30 of Year in Caption | |
| Warrants Registered During Year | \$ 15,908,049.48 |
| TOTAL | \$ 15,908,049.48 |
| Warrants Paid During Year | \$ 14,860,494.23 |
| Warrants Converted to Bonds or Judgments | \$ 0.00 |
| Warrants Cancelled | \$ 0.00 |
| Warrants estopped by Statute | \$ 0.00 |
| TOTAL WARRANTS RETIRED | \$ 14,860,494.23 |
| BALANCE WARRANTS OUTSTANDING JUNE 30, 2018 | \$ 1,047,555.25 |

| Schedule 7, 2017 Ad Valorem Tax Account | | | |
|---|-------------------|--------------|-----------------|
| 2017 Net Valuation Certified To County Excise Board | \$ 781,051,223.00 | 10.000 Mills | Amount |
| Total Proceeds of Levy as Certified | | | \$ 8,009,117.10 |
| Additions: | | | \$ 0.00 |
| Deductions: | | | \$ 0.00 |
| Gross Balance Tax | | | \$ 8,009,117.10 |
| Less Reserve for Delinquent Tax | | | \$ 728,101.55 |
| Reserve for Protests Pending | | | \$ 0.00 |
| Balance Available Tax | | | \$ 7,281,015.55 |
| Deduct 2017 Tax Apportioned | | | \$ 7,674,364.98 |
| Net Balance 2017 Tax in Process of Collection | | | \$ 0.00 |
| Excess Collections | | | \$ 393,349.43 |

S.A. & I. Form 2661R06 Entity: Great Plains Technology Center 9, Comanche

GENERAL FUND ACCOUNTS COVERING THE PERIOD JULY 1, 2017 TO JUNE 30, 2018
ESTIMATE OF NEEDS FOR 2018-2019

EXHIBIT "A"

| Schedule 8, Report of Prior Year Expenditures | | | | |
|---|----------------------------------|-----------------------------|-------------------------------------|-------------------------|
| APPROPRIATED ACCOUNTS | FISCAL YEAR ENDING JUNE 30, 2017 | | | APPROPRIATIONS ORIGINAL |
| | RESERVES 06-30-2017 | WARRANTS SINCE ISSUED | BALANCE LAPSED APPROPRIATIONS | |
| 1000 INSTRUCTION | \$ 189,155.79 | \$ 98,714.30 | \$ 90,441.49 | \$ 8,762,152.13 |
| 2000 SUPPORT SERVICES: | | | | |
| 2100 Support Services - Students | \$ 12,234.06 | \$ 7,528.54 | \$ 4,705.52 | \$ 1,254,932.00 |
| 2200 Support Services - Instructional Staff | \$ 39,327.27 | \$ 18,069.35 | \$ 21,257.92 | \$ 734,128.00 |
| 2300 Support Services - General Administration | \$ 37,543.16 | \$ 4,770.38 | \$ 32,772.78 | \$ 586,480.00 |
| 2400 Support Services - School Administration | \$ 11,041.96 | \$ 1,688.58 | \$ 9,353.38 | \$ 1,643,667.00 |
| 2500 Support Services - Business | \$ 157,257.62 | \$ 101,166.52 | \$ 56,091.10 | \$ 2,724,540.00 |
| 2600 Operations And Maintenance of Plant Services | \$ 214,368.01 | \$ 62,735.59 | \$ 151,632.42 | \$ 1,216,823.00 |
| 2700 Student Transportation Services | \$ 0.00 | \$ 0.00 | \$ 0.00 | \$ 232,000.00 |
| 2800 Support Services - Central | \$ 0.00 | \$ 0.00 | \$ 0.00 | \$ 0.00 |
| 2900 Other Support Services | \$ 0.00 | \$ 0.00 | \$ 0.00 | \$ 0.00 |
| TOTAL | \$ 471,772.08 | \$ 195,958.96 | \$ 275,813.12 | \$ 8,392,570.00 |
| 3000 OPERATION OF NON-INSTRUCTION SERVICES: | | | | |
| 3100 Child Nutrition Programs Operations | \$ 0.00 | \$ 0.00 | \$ 0.00 | \$ 0.00 |
| 3200 Other Enterprise Service Operations | \$ 114,996.95 | \$ 8,532.14 | \$ 106,464.81 | \$ 399,000.00 |
| 3300 Community Services Operations | \$ 0.00 | \$ 0.00 | \$ 0.00 | \$ 0.00 |
| TOTAL | \$ 114,996.95 | \$ 8,532.14 | \$ 106,464.81 | \$ 399,000.00 |
| 4000 FACILITIES ACQUISITION & CONSTRUCTION SERVICES: | | | | |
| 4100 Supv. of Facilities Acquisition and Construction | \$ 0.00 | \$ 0.00 | \$ 0.00 | \$ 0.00 |
| 4200 Site Acquisition Services | \$ 0.00 | \$ 0.00 | \$ 0.00 | \$ 0.00 |
| 4300 Site Improvement Services | \$ 56,597.00 | \$ 56,597.00 | \$ 0.00 | \$ 0.00 |
| 4400 Architecture and Engineering Services | \$ 0.00 | \$ 0.00 | \$ 0.00 | \$ 0.00 |
| 4500 Educational Specifications Development Services | \$ 0.00 | \$ 0.00 | \$ 0.00 | \$ 0.00 |
| 4600 Building Acquisition and Construction Services | \$ 0.00 | \$ 0.00 | \$ 0.00 | \$ 2,469,985.00 |
| 4700 Building Improvement Services | \$ 6,683.00 | \$ 6,683.00 | \$ 0.00 | \$ 150,000.00 |
| 4900 Other Facilities Acquisition and Const. Services | \$ 0.00 | \$ 0.00 | \$ 0.00 | \$ 0.00 |
| TOTAL | \$ 63,280.00 | \$ 63,280.00 | \$ 0.00 | \$ 2,619,985.00 |
| 5000 OTHER OUTLAYS: | | | | |
| 5100 Debt Service | \$ 0.00 | \$ 0.00 | \$ 0.00 | \$ 0.00 |
| 5200 Reimbursement | \$ 0.00 | \$ 0.00 | \$ 0.00 | \$ 0.00 |
| 5300 Clearing Account | \$ 10,426.50 | \$ 0.00 | \$ 10,426.50 | \$ 110,000.00 |
| 5400 Indirect Cost Entitlement | \$ 0.00 | \$ 0.00 | \$ 0.00 | \$ 0.00 |
| 5500 Private Nonprofit Schools | \$ 0.00 | \$ 0.00 | \$ 0.00 | \$ 0.00 |
| 5600 Correcting Entry | \$ 0.00 | \$ 0.00 | \$ 0.00 | \$ 0.00 |
| TOTAL | \$ 10,426.50 | \$ 0.00 | \$ 10,426.50 | \$ 110,000.00 |
| 7000 OTHER USES--Student Aid | \$ 56,333.85 | \$ 31,885.00 | \$ 24,448.85 | \$ 494,000.00 |
| 8000 REPAYMENTS | \$ 0.00 | \$ 0.00 | \$ 0.00 | \$ 16,000.00 |
| TOTAL GENERAL FUND | \$ 905,965.17 | \$ 398,370.40 | \$ 507,594.77 | \$ 20,793,707.13 |
| Bank Fees and Cash Charges | \$ 0.00 | \$ 0.00 | \$ 0.00 | \$ 0.00 |
| Provision for Interest on Warrants | \$ 0.00 | \$ 0.00 | \$ 0.00 | \$ 0.00 |
| GRAND TOTAL | \$ 905,965.17 | \$ 398,370.40 | \$ 507,594.77 | \$ 20,793,707.13 |

| ESTIMATE OF NEEDS FOR THE FISCAL YEAR 2018-2019 | |
|---|--|
| PURPOSE: | |
| Current Expense | |
| Interest | |
| Pro rata share of County Assessor's Budget as determined by County Excise Board | |
| GRAND TOTAL - Home School | |

S.A. & I. Form 2661R06 Entity: Great Plains Technology Center 9, Comanche

GENERAL FUND ACCOUNTS COVERING THE PERIOD JULY 1, 2017 TO JUNE 30, 2018
ESTIMATE OF NEEDS FOR 2018-2019

EXHIBIT "A"

Page 12

| FISCAL YEAR ENDING JUNE 30, 2018 | | | | | | FISCAL YEAR 2017-2018 EXPENDITURES FOR CURRENT EXPENSE PURPOSES |
|----------------------------------|-----------|------------------|--------------------|-----------------|---|--|
| APPROPRIATIONS | | NET AMOUNT | WARRANTS ISSUED | RESERVES | LAPSED BALANCE KNOWN TO BE UNENCUMBERED | |
| SUPPLEMENTAL ADJUSTMENTS | | | | | | |
| ADDED | CANCELLED | | | | | |
| \$ 0.00 | \$ 0.00 | \$ 8,762,152.13 | \$ 7,702,179.16 | \$ 532,561.71 | \$ 527,411.26 | \$ 8,234,740.87 |
| \$ 0.00 | \$ 0.00 | \$ 1,254,932.00 | \$ 1,201,443.82 | \$ 43,258.16 | \$ 10,230.02 | \$ 1,244,701.98 |
| \$ 0.00 | \$ 0.00 | \$ 734,128.00 | \$ 629,134.02 | \$ 39,721.84 | \$ 65,272.14 | \$ 668,855.86 |
| \$ 0.00 | \$ 0.00 | \$ 586,480.00 | \$ 528,786.90 | \$ 40,881.97 | \$ 16,811.13 | \$ 569,668.87 |
| \$ 0.00 | \$ 0.00 | \$ 1,643,667.00 | \$ 1,665,706.78 | \$ 11,407.39 | \$ (33,447.17) | \$ 1,677,114.17 |
| \$ 0.00 | \$ 0.00 | \$ 2,724,540.00 | \$ 1,889,718.96 | \$ 167,238.24 | \$ 667,582.80 | \$ 2,056,957.20 |
| \$ 0.00 | \$ 0.00 | \$ 1,216,823.00 | \$ 944,963.96 | \$ 221,612.29 | \$ 50,246.75 | \$ 1,166,576.25 |
| \$ 0.00 | \$ 0.00 | \$ 232,000.00 | \$ 206,763.67 | \$ 13,000.00 | \$ 12,236.33 | \$ 219,763.67 |
| \$ 0.00 | \$ 0.00 | \$ 0.00 | \$ 0.00 | \$ 0.00 | \$ 0.00 | \$ 0.00 |
| \$ 0.00 | \$ 0.00 | \$ 0.00 | \$ 0.00 | \$ 0.00 | \$ 0.00 | \$ 0.00 |
| \$ 0.00 | \$ 0.00 | \$ 8,392,570.00 | \$ 7,066,518.11 | \$ 537,119.89 | \$ 788,932.00 | \$ 7,603,638.00 |
| \$ 0.00 | \$ 0.00 | \$ 0.00 | \$ 0.00 | \$ 0.00 | \$ 0.00 | \$ 0.00 |
| \$ 0.00 | \$ 0.00 | \$ 399,000.00 | \$ 448,737.96 | \$ 150,451.82 | \$ (200,189.78) | \$ 599,189.78 |
| \$ 0.00 | \$ 0.00 | \$ 0.00 | \$ 0.00 | \$ 0.00 | \$ 0.00 | \$ 0.00 |
| \$ 0.00 | \$ 0.00 | \$ 399,000.00 | \$ 448,737.96 | \$ 150,451.82 | \$ (200,189.78) | \$ 599,189.78 |
| \$ 0.00 | \$ 0.00 | \$ 0.00 | \$ 0.00 | \$ 0.00 | \$ 0.00 | \$ 0.00 |
| \$ 0.00 | \$ 0.00 | \$ 0.00 | \$ 0.00 | \$ 0.00 | \$ 0.00 | \$ 0.00 |
| \$ 0.00 | \$ 0.00 | \$ 0.00 | \$ 37,192.63 | \$ 16,449.00 | \$ (53,641.63) | \$ 53,641.63 |
| \$ 0.00 | \$ 0.00 | \$ 0.00 | \$ 0.00 | \$ 0.00 | \$ 0.00 | \$ 0.00 |
| \$ 0.00 | \$ 0.00 | \$ 0.00 | \$ 0.00 | \$ 0.00 | \$ 0.00 | \$ 0.00 |
| \$ 0.00 | \$ 0.00 | \$ 2,469,985.00 | \$ 0.00 | \$ 0.00 | \$ 2,469,985.00 | \$ 0.00 |
| \$ 0.00 | \$ 0.00 | \$ 150,000.00 | \$ 39,259.00 | \$ 30,206.90 | \$ 80,534.10 | \$ 69,465.90 |
| \$ 0.00 | \$ 0.00 | \$ 0.00 | \$ 0.00 | \$ 0.00 | \$ 0.00 | \$ 0.00 |
| \$ 0.00 | \$ 0.00 | \$ 2,619,985.00 | \$ 76,451.63 | \$ 46,655.90 | \$ 2,496,877.47 | \$ 123,107.53 |
| \$ 0.00 | \$ 0.00 | \$ 0.00 | \$ 0.00 | \$ 0.00 | \$ 0.00 | \$ 0.00 |
| \$ 0.00 | \$ 0.00 | \$ 0.00 | \$ 0.00 | \$ 0.00 | \$ 0.00 | \$ 0.00 |
| \$ 0.00 | \$ 0.00 | \$ 110,000.00 | \$ 58,952.84 | \$ 2,190.00 | \$ 48,857.16 | \$ 61,142.84 |
| \$ 0.00 | \$ 0.00 | \$ 0.00 | \$ 0.00 | \$ 0.00 | \$ 0.00 | \$ 0.00 |
| \$ 0.00 | \$ 0.00 | \$ 0.00 | \$ 0.00 | \$ 0.00 | \$ 0.00 | \$ 0.00 |
| \$ 0.00 | \$ 0.00 | \$ 0.00 | \$ 0.00 | \$ 0.00 | \$ 0.00 | \$ 0.00 |
| \$ 0.00 | \$ 0.00 | \$ 110,000.00 | \$ 58,952.84 | \$ 2,190.00 | \$ 48,857.16 | \$ 61,142.84 |
| \$ 0.00 | \$ 0.00 | \$ 494,000.00 | \$ 548,343.78 | \$ 24,496.00 | \$ (78,839.78) | \$ 572,839.78 |
| \$ 0.00 | \$ 0.00 | \$ 16,000.00 | \$ 6,866.00 | \$ 1,756.00 | \$ 7,378.00 | \$ 8,622.00 |
| \$ 0.00 | \$ 0.00 | \$ 20,793,707.13 | \$ 15,908,049.48 | \$ 1,295,231.32 | \$ 3,590,426.33 | \$ 17,203,280.80 |
| \$ 0.00 | \$ 0.00 | \$ 0.00 | \$ 0.00 | \$ 0.00 | \$ 0.00 | \$ 0.00 |
| \$ 0.00 | \$ 0.00 | \$ 0.00 | \$ 0.00 | \$ 0.00 | \$ 0.00 | \$ 0.00 |
| \$ 0.00 | \$ 0.00 | \$ 20,793,707.13 | \$ 15,908,049.48 | \$ 1,295,231.32 | \$ 3,590,426.33 | \$ 17,203,280.80 |

| | | Estimate of Needs by Governing Board | Approved by County Excise Board |
|--|--|--|---------------------------------------|
| | | \$ 21,818,447.94 | \$ 21,818,447.94 |
| | | \$ 0.00 | \$ 0.00 |
| | | \$ 0.00 | \$ 0.00 |
| | | \$ 21,818,447.94 | \$ 21,818,447.94 |

S.A. & I. Form 2661R06 Entity: Great Plains Technology Center 9, Comanche

BUILDING FUND ACCOUNTS COVERING THE PERIOD JULY 1, 2017 TO JUNE 30, 2018
ESTIMATE OF NEEDS FOR 2018-2019

EXHIBIT "B"

Page 13

| Schedule 1, Current Balance Sheet - June 30, 2018 | | Amount |
|--|--|------------------------|
| ASSETS: | | |
| Cash Balance June 30, 2018 | | \$ 5,919,566.40 |
| Investments | | \$ 0.00 |
| TOTAL ASSETS | | \$ 5,919,566.40 |
| LIABILITIES AND RESERVES: | | |
| Warrants Outstanding | | \$ 275,613.60 |
| Reserves--Schedule 8 | | \$ 1,623,117.70 |
| TOTAL LIABILITIES AND RESERVES | | \$ 1,898,731.30 |
| CASH FUND BALANCE JUNE 30, 2018 | | \$ 4,020,835.10 |
| TOTAL LIABILITIES, RESERVES AND CASH FUND BALANCE | | \$ 5,919,566.40 |

| Schedule 2, Revenue and Requirements - 2017-2018 | | |
|--|-----------------|------------------------|
| | Detail | Total |
| REVENUE: | | |
| Cash Balance June 30, 2017 | \$ 4,777,983.99 | |
| Cash Fund Balance Transferred From Prior Years | \$ 406,188.47 | |
| Current Ad Valorem Tax Apportioned | \$ 3,010,594.17 | |
| Miscellaneous Revenue Apportioned | \$ 66,984.25 | |
| TOTAL REVENUE | | \$ 8,261,750.88 |
| REQUIREMENTS: | | |
| Claims Paid by Warrants Issued & Transfer Fees Apportioned | \$ 2,617,798.08 | |
| Reserves From Schedule 8 | \$ 1,623,117.70 | |
| Interest Paid on Warrants | \$ 0.00 | |
| Bank Fees and Cash Charges | \$ 0.00 | |
| Reserve for Interest on Warrants | \$ 0.00 | |
| TOTAL REQUIREMENTS | | \$ 4,240,915.78 |
| ADD: Cash Fund Balance as Per Balance Sheet 6-30-2018 | | \$ 4,020,835.10 |
| TOTAL REQUIREMENTS AND CASH FUND BALANCE | | \$ 8,261,750.88 |

| Schedule 3, Cash Fund Balance Analysis - June 30, 2018 | | Amount |
|--|--|------------------------|
| ADDITIONS: | | |
| Miscellaneous Revenue Collected in Excess of Estimates-Net | | \$ 46,984.25 |
| Fiscal Year 2015-16 Lapsed Appropriations | | \$ 2,744.83 |
| Fiscal Year 2017-18 Lapsed Appropriations | | \$ 3,413,623.84 |
| Fiscal Year 2016-17 Lapsed Appropriations | | \$ 176,745.22 |
| Ad Valorem Tax Collections in Excess of Estimates | | \$ 154,038.54 |
| Prior Year Ad Valorem Tax | | \$ 226,698.42 |
| TOTAL ADDITIONS | | \$ 4,020,835.10 |
| DEDUCTIONS: | | |
| Supplemental Appropriations | | \$ 0.00 |
| TOTAL DEDUCTIONS | | \$ 0.00 |
| Cash Fund Balance as per Balance Sheet 6-30-2018 | | \$ 4,020,835.10 |
| Composition of Cash Fund Balance | | |
| Cash | | \$ 4,020,835.10 |
| Cash Fund Balance as per Balance Sheet 6-30-2018 | | \$ 4,020,835.10 |

S.A. & I. Form 2661R06 Entity: Great Plains Technology Center 9, Comanche

BUILDING FUND ACCOUNTS COVERING THE PERIOD JULY 1, 2017 TO JUNE 30, 2018
ESTIMATE OF NEEDS FOR 2018-2019

EXHIBIT "B"

Page 14

| Schedule 4, Miscellaneous Revenue | | |
|--|---------------------|-----------------------|
| SOURCE | 2017-18 ACCOUNT | |
| | AMOUNT ESTIMATED | ACTUALLY COLLECTED |
| 1000 DISTRICT SOURCES OF REVENUE: | | |
| 1200 Tuition & Fees | \$ 0.00 | \$ 0.00 |
| 1300 Earnings on Investments and Bond Sales | \$ 20,000.00 | \$ 65,085.61 |
| 1400 Rental, Disposals and Commissions | \$ 0.00 | \$ 0.00 |
| 1500 Reimbursements | \$ 0.00 | \$ 0.00 |
| 1600 Other Local Sources of Revenue | \$ 0.00 | \$ 1,898.64 |
| 1700 Child Nutrition Programs | \$ 0.00 | \$ 0.00 |
| 1800 Athletics | \$ 0.00 | \$ 0.00 |
| TOTAL | \$ 20,000.00 | \$ 66,984.25 |
| 2000 INTERMEDIATE SOURCES OF REVENUE: | | |
| 2100 County 4 Mill Ad Valorem Tax | \$ 0.00 | \$ 0.00 |
| 2200 County Apportionment (Mortgage Tax) | \$ 0.00 | \$ 0.00 |
| 2300 Resale of Property Fund Distribution | \$ 0.00 | \$ 0.00 |
| 2900 Other Intermediate Sources of Revenue | \$ 0.00 | \$ 0.00 |
| TOTAL | \$ 0.00 | \$ 0.00 |
| 3000 STATE SOURCES OF REVENUE: | | |
| 3110 Gross Production Tax | \$ 0.00 | \$ 0.00 |
| 3120 Motor Vehicle Collections | \$ 0.00 | \$ 0.00 |
| 3130 Rural Electric Cooperative Tax | \$ 0.00 | \$ 0.00 |
| 3140 State School Land Earnings | \$ 0.00 | \$ 0.00 |
| 3150 Vehicle Tax Stamps | \$ 0.00 | \$ 0.00 |
| 3160 Farm Implement Tax Stamps | \$ 0.00 | \$ 0.00 |
| 3170 Trailers and Mobile Homes | \$ 0.00 | \$ 0.00 |
| 3190 Other Dedicated Revenue | \$ 0.00 | \$ 0.00 |
| 3100 Total Dedicated Revenue | \$ 0.00 | \$ 0.00 |
| 3210 Foundation and Salary Incentive Aid | \$ 0.00 | \$ 0.00 |
| 3220 Mid-Term Adjustment For Attendance | \$ 0.00 | \$ 0.00 |
| 3230 Teacher Consultant Stipend | \$ 0.00 | \$ 0.00 |
| 3240 Disaster Assistance | \$ 0.00 | \$ 0.00 |
| 3250 Flexible Benefit Allowance | \$ 0.00 | \$ 0.00 |
| 3200 Total State Aid - General Operations - Non-Categorical | \$ 0.00 | \$ 0.00 |
| 3300 State Aid - Competitive Grants - Categorical | \$ 0.00 | \$ 0.00 |
| 3400 State - Categorical | \$ 0.00 | \$ 0.00 |
| 3500 Special Programs | \$ 0.00 | \$ 0.00 |
| 3600 Other State Sources of Revenue | \$ 0.00 | \$ 0.00 |
| 3700 Child Nutrition Program | \$ 0.00 | \$ 0.00 |
| 3800 State Vocational Programs - Multi-Source | \$ 0.00 | \$ 0.00 |
| TOTAL | \$ 0.00 | \$ 0.00 |
| 4000 FEDERAL SOURCES OF REVENUE: | | |
| 4100 Grants-In-Aid Direct From The Federal Government | \$ 0.00 | \$ 0.00 |
| 4200 Disadvantaged Students | \$ 0.00 | \$ 0.00 |
| 4300 Individuals With Disabilities | \$ 0.00 | \$ 0.00 |
| 4400 No Child Left Behind | \$ 0.00 | \$ 0.00 |
| 4500 Grants-In-Aid Passed Through Other State/Intermediate Sources | \$ 0.00 | \$ 0.00 |
| 4600 Other Federal Sources Passed Through State Dept Of Education | \$ 0.00 | \$ 0.00 |
| 4700 Child Nutrition Programs | \$ 0.00 | \$ 0.00 |
| 4800 Federal Vocational Education | \$ 0.00 | \$ 0.00 |
| TOTAL | \$ 0.00 | \$ 0.00 |
| 5000 NON-REVENUE RECEIPTS: | | |
| 5100 Return of Assets | \$ 0.00 | \$ 0.00 |
| GRAND TOTAL | \$ 20,000.00 | \$ 66,984.25 |

S.A. & I. Form 2661R06 Entity: Great Plains Technology Center 9, Comanche

BUILDING FUND ACCOUNTS COVERING THE PERIOD JULY 1, 2017 TO JUNE 30, 2018
ESTIMATE OF NEEDS FOR 2018-2019

EXHIBIT "B"

| Schedule 5, Expenditures Building Fund Cash Accounts of Current and all Prior Years | |
|---|------------------------|
| CURRENT AND ALL PRIOR YEARS | 2017-18 |
| Cash Balance Reported to Excise Board 6-30-2017 | \$ 0.00 |
| Cash Fund Balance Transferred Out | |
| Cash Fund Balance Transferred In | \$ 4,777,983.99 |
| Adjusted Cash Balance | \$ 4,777,983.99 |
| Ad Valorem Tax Apportioned To Year In Caption | \$ 3,010,594.17 |
| Miscellaneous Revenue (Schedule 4) | \$ 66,984.25 |
| Cash Fund Balance Forward From Preceding Year | \$ 406,188.47 |
| Prior Expenditures Recovered | \$ 0.00 |
| TOTAL RECEIPTS | \$ 3,483,766.89 |
| TOTAL RECEIPTS AND BALANCE | \$ 8,261,750.88 |
| Warrants Paid of Year in Caption | \$ 2,342,184.48 |
| Interest Paid Thereon | \$ 0.00 |
| Bank Fees and Cash Charges | \$ 0.00 |
| TOTAL DISBURSEMENTS | \$ 2,342,184.48 |
| CASH BALANCE JUNE 30, 2018 | \$ 5,919,566.40 |
| Reserve for Warrants Outstanding | \$ 275,613.60 |
| Reserve for Interest on Warrants | \$ 0.00 |
| Reserves From Schedule 8 | \$ 1,623,117.70 |
| TOTAL LIABILITIES AND RESERVE | \$ 1,898,731.30 |
| DEFICIT: (Red Figure) | \$ 0.00 |
| CASH FUND BALANCE FORWARD TO SUCCEEDING YEAR | \$ 4,020,835.10 |

| Schedule 6, Building Fund Warrant Account of Current and All Prior Years | |
|--|------------------------|
| CURRENT AND ALL PRIOR YEARS | 2017-18 |
| Warrants Outstanding 6-30 of Year in Caption | |
| Warrants Registered During Year | \$ 2,617,798.08 |
| TOTAL | \$ 2,617,798.08 |
| Warrants Paid During Year | \$ 2,342,184.48 |
| Warrants Converted to Bonds or Judgments | \$ 0.00 |
| Warrants Cancelled | \$ 0.00 |
| Warrants estopped by Statute | \$ 0.00 |
| TOTAL WARRANTS RETIRED | \$ 2,342,184.48 |
| BALANCE WARRANTS OUTSTANDING JUNE 30, 2018 | \$ 275,613.60 |

| Schedule 7, 2017 Ad Valorem Tax Account | | | |
|---|-------------------|-------------|-----------------|
| 2017 Net Valuation Certified To County Excise Board | \$ 781,051,223.00 | 4.000 Mills | Amount |
| Total Proceeds of Levy as Certified | | | \$ 3,142,211.19 |
| Additions: | | | \$ 0.00 |
| Deductions: | | | \$ 0.00 |
| Gross Balance Tax | | | \$ 3,142,211.19 |
| Less Reserve for Delinquent Tax | | | \$ 285,655.56 |
| Reserve for Protests Pending | | | \$ 0.00 |
| Balance Available Tax | | | \$ 2,856,555.63 |
| Deduct 2017 Tax Apportioned | | | \$ 3,010,594.17 |
| Net Balance 2017 Tax in Process of Collection | | | \$ 0.00 |
| Excess Collections | | | \$ 154,038.54 |

S.A. & I. Form 2661R06 Entity: Great Plains Technology Center 9, Comanche

BUILDING FUND ACCOUNTS COVERING THE PERIOD JULY 1, 2017 TO JUNE 30, 2018
ESTIMATE OF NEEDS FOR 2018-2019

EXHIBIT "B"

Schedule 8, Report of Prior Year Expenditures

| APPROPRIATED ACCOUNTS | FISCAL YEAR ENDING JUNE 30, 2017 | | | APPROPRIATIONS ORIGINAL |
|---|----------------------------------|-----------------------------|-------------------------------------|-------------------------|
| | RESERVES 06-30-2017 | WARRANTS SINCE ISSUED | BALANCE LAPSED APPROPRIATIONS | |
| 1000 INSTRUCTION | \$ 74,410.54 | \$ 74,354.44 | \$ 56.10 | \$ 611,999.62 |
| 2000 SUPPORT SERVICES: | | | | |
| 2100 Support Services - Students | \$ 0.00 | \$ 0.00 | \$ 0.00 | \$ 35,000.00 |
| 2200 Support Services - Instructional Staff | \$ 0.00 | \$ 0.00 | \$ 0.00 | \$ 0.00 |
| 2300 Support Services - General Administration | \$ 0.00 | \$ 0.00 | \$ 0.00 | \$ 0.00 |
| 2400 Support Services - School Administration | \$ 0.00 | \$ 0.00 | \$ 0.00 | \$ 0.00 |
| 2500 Support Services - Business | \$ 240,771.06 | \$ 210,428.02 | \$ 30,343.04 | \$ 4,252,941.00 |
| 2600 Operations And Maintenance of Plant Services | \$ 65,403.12 | \$ 14,130.13 | \$ 51,272.99 | \$ 1,424,599.00 |
| 2700 Student Transportation Services | \$ 0.00 | \$ 0.00 | \$ 0.00 | \$ 0.00 |
| 2800 Support Services - Central | \$ 0.00 | \$ 0.00 | \$ 0.00 | \$ 0.00 |
| 2900 Other Support Services | \$ 0.00 | \$ 0.00 | \$ 0.00 | \$ 0.00 |
| TOTAL | \$ 306,174.18 | \$ 224,558.15 | \$ 81,616.03 | \$ 5,712,540.00 |
| 3000 OPERATION OF NON-INSTRUCTION SERVICES: | | | | |
| 3100 Child Nutrition Programs Operations | \$ 0.00 | \$ 0.00 | \$ 0.00 | \$ 0.00 |
| 3200 Other Enterprise Service Operations | \$ 0.00 | \$ 0.00 | \$ 0.00 | \$ 0.00 |
| 3300 Community Services Operations | \$ 0.00 | \$ 0.00 | \$ 0.00 | \$ 0.00 |
| TOTAL | \$ 0.00 | \$ 0.00 | \$ 0.00 | \$ 0.00 |
| 4000 FACILITIES ACQUISITION & CONSTRUCTION SERVICES: | | | | |
| 4100 Supv. of Facilities Acquisition and Construction | \$ 0.00 | \$ 0.00 | \$ 0.00 | \$ 0.00 |
| 4200 Site Acquisition Services | \$ 71.74 | \$ 0.00 | \$ 71.74 | \$ 0.00 |
| 4300 Site Improvement Services | \$ 6,900.00 | \$ 0.00 | \$ 6,900.00 | \$ 0.00 |
| 4400 Architecture and Engineering Services | \$ 0.00 | \$ 0.00 | \$ 0.00 | \$ 0.00 |
| 4500 Educational Specifications Development Services | \$ 0.00 | \$ 0.00 | \$ 0.00 | \$ 0.00 |
| 4600 Building Acquisition and Construction Services | \$ 79,486.59 | \$ 0.00 | \$ 79,486.59 | \$ 10,000.00 |
| 4700 Building Improvement Services | \$ 50,158.66 | \$ 42,543.90 | \$ 7,614.76 | \$ 1,320,000.00 |
| 4900 Other Facilities Acquisition and Const. Services | \$ 0.00 | \$ 0.00 | \$ 0.00 | \$ 0.00 |
| TOTAL | \$ 136,616.99 | \$ 42,543.90 | \$ 94,073.09 | \$ 1,330,000.00 |
| 5000 OTHER OUTLAYS: | | | | |
| 5100 Debt Service | \$ 0.00 | \$ 0.00 | \$ 0.00 | \$ 0.00 |
| 5200 Reimbursement (Child Nutrition Fund) | \$ 0.00 | \$ 0.00 | \$ 0.00 | \$ 0.00 |
| 5300 Clearing Account | \$ 1,000.00 | \$ 0.00 | \$ 1,000.00 | \$ 0.00 |
| 5400 Indirect Cost Entitlement | \$ 0.00 | \$ 0.00 | \$ 0.00 | \$ 0.00 |
| 5500 Private Nonprofit Schools | \$ 0.00 | \$ 0.00 | \$ 0.00 | \$ 0.00 |
| 5600 Correcting Entry | \$ 0.00 | \$ 0.00 | \$ 0.00 | \$ 0.00 |
| TOTAL | \$ 1,000.00 | \$ 0.00 | \$ 1,000.00 | \$ 0.00 |
| 7000 OTHER USES | \$ 0.00 | \$ 0.00 | \$ 0.00 | \$ 0.00 |
| 8000 REPAYMENTS | \$ 0.00 | \$ 0.00 | \$ 0.00 | \$ 0.00 |
| TOTAL BUILDING FUND | \$ 518,201.71 | \$ 341,456.49 | \$ 176,745.22 | \$ 7,654,539.62 |
| Bank Fees and Cash Charges | \$ 0.00 | \$ 0.00 | \$ 0.00 | \$ 0.00 |
| Provision for Interest on Warrants | \$ 0.00 | \$ 0.00 | \$ 0.00 | \$ 0.00 |
| GRAND TOTAL | \$ 518,201.71 | \$ 341,456.49 | \$ 176,745.22 | \$ 7,654,539.62 |

| ESTIMATE OF NEEDS FOR THE FISCAL YEAR 2018-2019 |
|---|
| PURPOSE: |
| Current Expense |
| Interest |
| Pro rata share of County Assessor's Budget by County Excise Board |
| GRAND TOTAL - Home School |

S.A. & I. Form 2661R06 Entity: Great Plains Technology Center 9, Comanche

BUILDING FUND ACCOUNTS COVERING THE PERIOD JULY 1, 2017 TO JUNE 30, 2018
ESTIMATE OF NEEDS FOR 2018-2019

EXHIBIT "B"

| FISCAL YEAR ENDING JUNE 30, 2018 | | | | | | FISCAL YEAR 2017-2018 |
|----------------------------------|-----------|-----------------|--------------------|-----------------|---|--|
| APPROPRIATIONS | | NET AMOUNT | WARRANTS ISSUED | RESERVES | LAPSED BALANCE KNOWN TO BE UNENCUMBERED | EXPENDITURES FOR CURRENT EXPENSE PURPOSES |
| SUPPLEMENTAL ADJUSTMENTS | | | | | | |
| ADDED | CANCELLED | | | | | |
| \$ 0.00 | \$ 0.00 | \$ 611,999.62 | \$ 99,974.02 | \$ 116,015.42 | \$ 396,010.18 | \$ 215,989.44 |
| \$ 0.00 | \$ 0.00 | \$ 35,000.00 | \$ 0.00 | \$ 0.00 | \$ 35,000.00 | \$ 0.00 |
| \$ 0.00 | \$ 0.00 | \$ 0.00 | \$ 0.00 | \$ 0.00 | \$ 0.00 | \$ 0.00 |
| \$ 0.00 | \$ 0.00 | \$ 0.00 | \$ 0.00 | \$ 0.00 | \$ 0.00 | \$ 0.00 |
| \$ 0.00 | \$ 0.00 | \$ 0.00 | \$ 1,499.17 | \$ 0.00 | \$ (1,499.17) | \$ 1,499.17 |
| \$ 0.00 | \$ 0.00 | \$ 4,252,941.00 | \$ 617,139.34 | \$ 158,725.45 | \$ 3,477,076.21 | \$ 775,864.79 |
| \$ 0.00 | \$ 0.00 | \$ 1,424,599.00 | \$ 1,236,624.68 | \$ 80,635.54 | \$ 107,338.78 | \$ 1,317,260.22 |
| \$ 0.00 | \$ 0.00 | \$ 0.00 | \$ 0.00 | \$ 0.00 | \$ 0.00 | \$ 0.00 |
| \$ 0.00 | \$ 0.00 | \$ 0.00 | \$ 0.00 | \$ 0.00 | \$ 0.00 | \$ 0.00 |
| \$ 0.00 | \$ 0.00 | \$ 0.00 | \$ 0.00 | \$ 0.00 | \$ 0.00 | \$ 0.00 |
| \$ 0.00 | \$ 0.00 | \$ 5,712,540.00 | \$ 1,855,263.19 | \$ 239,360.99 | \$ 3,617,915.82 | \$ 2,094,624.18 |
| \$ 0.00 | \$ 0.00 | \$ 0.00 | \$ 0.00 | \$ 0.00 | \$ 0.00 | \$ 0.00 |
| \$ 0.00 | \$ 0.00 | \$ 0.00 | \$ 0.00 | \$ 0.00 | \$ 0.00 | \$ 0.00 |
| \$ 0.00 | \$ 0.00 | \$ 0.00 | \$ 0.00 | \$ 0.00 | \$ 0.00 | \$ 0.00 |
| \$ 0.00 | \$ 0.00 | \$ 0.00 | \$ 0.00 | \$ 0.00 | \$ 0.00 | \$ 0.00 |
| \$ 0.00 | \$ 0.00 | \$ 0.00 | \$ 0.00 | \$ 0.00 | \$ 0.00 | \$ 0.00 |
| \$ 0.00 | \$ 0.00 | \$ 0.00 | \$ 0.00 | \$ 0.00 | \$ 0.00 | \$ 0.00 |
| \$ 0.00 | \$ 0.00 | \$ 0.00 | \$ 0.00 | \$ 0.00 | \$ 0.00 | \$ 0.00 |
| \$ 0.00 | \$ 0.00 | \$ 10,000.00 | \$ 0.00 | \$ 0.00 | \$ 10,000.00 | \$ 0.00 |
| \$ 0.00 | \$ 0.00 | \$ 0.00 | \$ 10,000.00 | \$ 0.00 | \$ (10,000.00) | \$ 10,000.00 |
| \$ 0.00 | \$ 0.00 | \$ 0.00 | \$ 0.00 | \$ 0.00 | \$ 0.00 | \$ 0.00 |
| \$ 0.00 | \$ 0.00 | \$ 0.00 | \$ 0.00 | \$ 0.00 | \$ 0.00 | \$ 0.00 |
| \$ 0.00 | \$ 0.00 | \$ 0.00 | \$ 0.00 | \$ 0.00 | \$ 0.00 | \$ 0.00 |
| \$ 0.00 | \$ 0.00 | \$ 0.00 | \$ 0.00 | \$ 0.00 | \$ 0.00 | \$ 0.00 |
| \$ 0.00 | \$ 0.00 | \$ 10,000.00 | \$ 0.00 | \$ 0.00 | \$ 10,000.00 | \$ 0.00 |
| \$ 0.00 | \$ 0.00 | \$ 1,320,000.00 | \$ 652,560.87 | \$ 1,262,741.29 | \$ (595,302.16) | \$ 1,915,302.16 |
| \$ 0.00 | \$ 0.00 | \$ 0.00 | \$ 0.00 | \$ 0.00 | \$ 0.00 | \$ 0.00 |
| \$ 0.00 | \$ 0.00 | \$ 1,330,000.00 | \$ 662,560.87 | \$ 1,262,741.29 | \$ (595,302.16) | \$ 1,925,302.16 |
| \$ 0.00 | \$ 0.00 | \$ 0.00 | \$ 0.00 | \$ 0.00 | \$ 0.00 | \$ 0.00 |
| \$ 0.00 | \$ 0.00 | \$ 0.00 | \$ 0.00 | \$ 0.00 | \$ 0.00 | \$ 0.00 |
| \$ 0.00 | \$ 0.00 | \$ 0.00 | \$ 0.00 | \$ 5,000.00 | \$ (5,000.00) | \$ 5,000.00 |
| \$ 0.00 | \$ 0.00 | \$ 0.00 | \$ 0.00 | \$ 0.00 | \$ 0.00 | \$ 0.00 |
| \$ 0.00 | \$ 0.00 | \$ 0.00 | \$ 0.00 | \$ 0.00 | \$ 0.00 | \$ 0.00 |
| \$ 0.00 | \$ 0.00 | \$ 0.00 | \$ 0.00 | \$ 0.00 | \$ 0.00 | \$ 0.00 |
| \$ 0.00 | \$ 0.00 | \$ 0.00 | \$ 0.00 | \$ 5,000.00 | \$ (5,000.00) | \$ 5,000.00 |
| \$ 0.00 | \$ 0.00 | \$ 0.00 | \$ 0.00 | \$ 0.00 | \$ 0.00 | \$ 0.00 |
| \$ 0.00 | \$ 0.00 | \$ 0.00 | \$ 0.00 | \$ 0.00 | \$ 0.00 | \$ 0.00 |
| \$ 0.00 | \$ 0.00 | \$ 7,654,539.62 | \$ 2,617,798.08 | \$ 1,623,117.70 | \$ 3,413,623.84 | \$ 4,240,915.78 |
| \$ 0.00 | \$ 0.00 | \$ 0.00 | \$ 0.00 | \$ 0.00 | \$ 0.00 | \$ 0.00 |
| \$ 0.00 | \$ 0.00 | \$ 0.00 | \$ 0.00 | \$ 0.00 | \$ 0.00 | \$ 0.00 |
| \$ 0.00 | \$ 0.00 | \$ 7,654,539.62 | \$ 2,617,798.08 | \$ 1,623,117.70 | \$ 3,413,623.84 | \$ 4,240,915.78 |

| | Estimate of Needs by Governing Board | Approved by County Excise Board |
|--|--|---------------------------------------|
| | \$ 7,684,837.99 | \$ 7,684,837.99 |
| | \$ 0.00 | \$ 0.00 |
| | \$ 0.00 | \$ 0.00 |
| | \$ 7,684,837.99 | \$ 7,684,837.99 |

S.A. & I. Form 2661R06 Entity: Great Plains Technology Center 9, Comanche

EXHIBIT "C"

| Schedule 1, Current Balance Sheet - June 30, 2018 | | Amount |
|--|--|---------|
| ASSETS: | | \$ 0.00 |
| Cash Balance June 30, 2018 | | \$ 0.00 |
| TOTAL ASSETS | | \$ 0.00 |
| LIABILITIES AND RESERVES: | | \$ 0.00 |
| Warrants Outstanding | | \$ 0.00 |
| Reserve for Interest on Warrants | | \$ 0.00 |
| Reserves From Schedule 8 | | \$ 0.00 |
| TOTAL LIABILITIES AND RESERVES | | \$ 0.00 |
| CASH FUND BALANCE JUNE 30, 2018 | | \$ 0.00 |
| TOTAL LIABILITIES, RESERVES AND CASH FUND BALANCE | | \$ 0.00 |

| Schedule 5, Expenditures Co-op Fund Cash Accounts of Current and all Prior Years | | 2017-18 |
|--|--|-------------|
| CURRENT AND ALL PRIOR YEARS | | |
| Cash Balance Reported to Excise Board 6-30-2017 | | \$ 0.00 |
| Cash Fund Balance Transferred Out | | |
| Cash Fund Balance Transferred In | | \$ 2,847.22 |
| Adjusted Cash Balance | | \$ 2,847.22 |
| Miscellaneous Revenue (Schedule 4) | | \$ 0.00 |
| Cash Fund Balance Forward From Preceding Year | | \$ 0.00 |
| Final Mfg Payment Receivable | | \$ 0.00 |
| TOTAL RECEIPTS | | \$ 0.00 |
| TOTAL RECEIPTS AND BALANCE | | \$ 2,847.22 |
| Warrants Paid of Year in Caption | | \$ 2,847.22 |
| Interest Paid Thereon | | \$ 0.00 |
| Bank Fees and Cash Charges | | \$ 0.00 |
| TOTAL DISBURSEMENTS | | \$ 2,847.22 |
| CASH BALANCE JUNE 30, 2018 | | \$ 0.00 |
| Reserve for Warrants Outstanding | | \$ 0.00 |
| Reserve for Interest on Warrants | | \$ 0.00 |
| Reserves From Schedule 8 | | \$ 0.00 |
| TOTAL LIABILITIES AND RESERVE | | \$ 0.00 |
| DEFICIT: (Red Figure) | | \$ 0.00 |
| CASH FUND BALANCE FORWARD TO SUCCEEDING YEAR | | \$ 0.00 |

| Schedule 6, Co-op Fund Warrant Account of Current and All Prior Years | | 2017-18 |
|---|--|-------------|
| CURRENT AND ALL PRIOR YEARS | | |
| Warrants Outstanding 6-30 of Year in Caption | | |
| Warrants Registered During Year | | \$ 2,847.22 |
| TOTAL | | \$ 2,847.22 |
| Warrants Paid During Year | | \$ 2,847.22 |
| Warrants Converted to Bonds or Judgments | | \$ 0.00 |
| Warrants Cancelled | | \$ 0.00 |
| Warrants estopped by Statute | | \$ 0.00 |
| TOTAL WARRANTS RETIRED | | \$ 2,847.22 |
| BALANCE WARRANTS OUTSTANDING JUNE 30, 2018 | | \$ 0.00 |

S.A. & I. Form 2661R06 Entity: Great Plains Technology Center 9, Comanche

BUILDING FUND ACCOUNTS COVERING THE PERIOD JULY 1, 2017 TO JUNE 30, 2018
ESTIMATE OF NEEDS FOR 2018-2019

EXHIBIT "B"

Page 18

| Schedule 8, Report of Prior Year Expenditures | | | | |
|---|----------------------------------|-----------------------|-------------------------------|-------------------------|
| APPROPRIATED ACCOUNTS | FISCAL YEAR ENDING JUNE 30, 2017 | | | APPROPRIATIONS ORIGINAL |
| | RESERVES 06-30-2017 | WARRANTS SINCE ISSUED | BALANCE LAPSED APPROPRIATIONS | |
| 1000 INSTRUCTION | \$ 74,410.54 | \$ 74,354.44 | \$ 56.10 | \$ 611,999.62 |
| 2000 SUPPORT SERVICES: | | | | |
| 2100 Support Services - Students | \$ 0.00 | \$ 0.00 | \$ 0.00 | \$ 35,000.00 |
| 2200 Support Services - Instructional Staff | \$ 0.00 | \$ 0.00 | \$ 0.00 | \$ 0.00 |
| 2300 Support Services - General Administration | \$ 0.00 | \$ 0.00 | \$ 0.00 | \$ 0.00 |
| 2400 Support Services - School Administration | \$ 0.00 | \$ 0.00 | \$ 0.00 | \$ 0.00 |
| 2500 Support Services - Business | \$ 240,771.06 | \$ 210,428.02 | \$ 30,343.04 | \$ 4,252,941.00 |
| 2600 Operations And Maintenance of Plant Services | \$ 65,403.12 | \$ 14,130.13 | \$ 51,272.99 | \$ 1,424,599.00 |
| 2700 Student Transportation Services | \$ 0.00 | \$ 0.00 | \$ 0.00 | \$ 0.00 |
| 2800 Support Services - Central | \$ 0.00 | \$ 0.00 | \$ 0.00 | \$ 0.00 |
| 2900 Other Support Services | \$ 0.00 | \$ 0.00 | \$ 0.00 | \$ 0.00 |
| TOTAL | \$ 306,174.18 | \$ 224,558.15 | \$ 81,616.03 | \$ 5,712,540.00 |
| 3000 OPERATION OF NON-INSTRUCTION SERVICES: | | | | |
| 3100 Child Nutrition Programs Operations | \$ 0.00 | \$ 0.00 | \$ 0.00 | \$ 0.00 |
| 3200 Other Enterprise Service Operations | \$ 0.00 | \$ 0.00 | \$ 0.00 | \$ 0.00 |
| 3300 Community Services Operations | \$ 0.00 | \$ 0.00 | \$ 0.00 | \$ 0.00 |
| TOTAL | \$ 0.00 | \$ 0.00 | \$ 0.00 | \$ 0.00 |
| 4000 FACILITIES ACQUISITION & CONSTRUCTION SERVICES: | | | | |
| 4100 Supv. of Facilities Acquisition and Construction | \$ 0.00 | \$ 0.00 | \$ 0.00 | \$ 0.00 |
| 4200 Site Acquisition Services | \$ 71.74 | \$ 0.00 | \$ 71.74 | \$ 0.00 |
| 4300 Site Improvement Services | \$ 6,900.00 | \$ 0.00 | \$ 6,900.00 | \$ 0.00 |
| 4400 Architecture and Engineering Services | \$ 0.00 | \$ 0.00 | \$ 0.00 | \$ 0.00 |
| 4500 Educational Specifications Development Services | \$ 0.00 | \$ 0.00 | \$ 0.00 | \$ 0.00 |
| 4600 Building Acquisition and Construction Services | \$ 79,486.59 | \$ 0.00 | \$ 79,486.59 | \$ 10,000.00 |
| 4700 Building Improvement Services | \$ 50,158.66 | \$ 42,543.90 | \$ 7,614.76 | \$ 1,320,000.00 |
| 4900 Other Facilities Acquisition and Const. Services | \$ 0.00 | \$ 0.00 | \$ 0.00 | \$ 0.00 |
| TOTAL | \$ 136,616.99 | \$ 42,543.90 | \$ 94,073.09 | \$ 1,330,000.00 |
| 5000 OTHER OUTLAYS: | | | | |
| 5100 Debt Service | \$ 0.00 | \$ 0.00 | \$ 0.00 | \$ 0.00 |
| 5200 Reimbursement (Child Nutrition Fund) | \$ 0.00 | \$ 0.00 | \$ 0.00 | \$ 0.00 |
| 5300 Clearing Account | \$ 1,000.00 | \$ 0.00 | \$ 1,000.00 | \$ 0.00 |
| 5400 Indirect Cost Entitlement | \$ 0.00 | \$ 0.00 | \$ 0.00 | \$ 0.00 |
| 5500 Private Nonprofit Schools | \$ 0.00 | \$ 0.00 | \$ 0.00 | \$ 0.00 |
| 5600 Correcting Entry | \$ 0.00 | \$ 0.00 | \$ 0.00 | \$ 0.00 |
| TOTAL | \$ 1,000.00 | \$ 0.00 | \$ 1,000.00 | \$ 0.00 |
| 7000 OTHER USES | \$ 0.00 | \$ 0.00 | \$ 0.00 | \$ 0.00 |
| 8000 REPAYMENTS | \$ 0.00 | \$ 0.00 | \$ 0.00 | \$ 0.00 |
| TOTAL BUILDING FUND | \$ 518,201.71 | \$ 341,456.49 | \$ 176,745.22 | \$ 7,654,539.62 |
| Bank Fees and Cash Charges | \$ 0.00 | \$ 0.00 | \$ 0.00 | \$ 0.00 |
| Provision for Interest on Warrants | \$ 0.00 | \$ 0.00 | \$ 0.00 | \$ 0.00 |
| GRAND TOTAL | \$ 518,201.71 | \$ 341,456.49 | \$ 176,745.22 | \$ 7,654,539.62 |

| ESTIMATE OF NEEDS FOR THE FISCAL YEAR 2018-2019 |
|---|
| PURPOSE: |
| Current Expense |
| Interest |
| Pro rata share of County Assessor's Budget by County Excise Board |
| GRAND TOTAL - Home School |

S.A. & I. Form 2661R06 Entity: Great Plains Technology Center 9, Comanche

BUILDING FUND ACCOUNTS COVERING THE PERIOD JULY 1, 2017 TO JUNE 30, 2018
ESTIMATE OF NEEDS FOR 2018-2019

EXHIBIT "B"

Page 19

| FISCAL YEAR ENDING JUNE 30, 2018 | | | | | | FISCAL YEAR 2017-2018 |
|--------------------------------------|-----------|-----------------|--------------------|-----------------|---|--|
| APPROPRIATIONS | | NET AMOUNT | WARRANTS ISSUED | RESERVES | LAPSED BALANCE KNOWN TO BE UNENCUMBERED | EXPENDITURES FOR CURRENT EXPENSE PURPOSES |
| SUPPLEMENTAL ADJUSTMENTS ADDED | CANCELLED | | | | | |
| \$ 0.00 | \$ 0.00 | \$ 611,999.62 | \$ 99,974.02 | \$ 116,015.42 | \$ 396,010.18 | \$ 215,989.44 |
| \$ 0.00 | \$ 0.00 | \$ 35,000.00 | \$ 0.00 | \$ 0.00 | \$ 35,000.00 | \$ 0.00 |
| \$ 0.00 | \$ 0.00 | \$ 0.00 | \$ 0.00 | \$ 0.00 | \$ 0.00 | \$ 0.00 |
| \$ 0.00 | \$ 0.00 | \$ 0.00 | \$ 0.00 | \$ 0.00 | \$ 0.00 | \$ 0.00 |
| \$ 0.00 | \$ 0.00 | \$ 0.00 | \$ 1,499.17 | \$ 0.00 | \$ (1,499.17) | \$ 1,499.17 |
| \$ 0.00 | \$ 0.00 | \$ 4,252,941.00 | \$ 617,139.34 | \$ 158,725.45 | \$ 3,477,076.21 | \$ 775,864.79 |
| \$ 0.00 | \$ 0.00 | \$ 1,424,599.00 | \$ 1,236,624.68 | \$ 80,635.54 | \$ 107,338.78 | \$ 1,317,260.22 |
| \$ 0.00 | \$ 0.00 | \$ 0.00 | \$ 0.00 | \$ 0.00 | \$ 0.00 | \$ 0.00 |
| \$ 0.00 | \$ 0.00 | \$ 0.00 | \$ 0.00 | \$ 0.00 | \$ 0.00 | \$ 0.00 |
| \$ 0.00 | \$ 0.00 | \$ 0.00 | \$ 0.00 | \$ 0.00 | \$ 0.00 | \$ 0.00 |
| \$ 0.00 | \$ 0.00 | \$ 5,712,540.00 | \$ 1,855,263.19 | \$ 239,360.99 | \$ 3,617,915.82 | \$ 2,094,624.18 |
| \$ 0.00 | \$ 0.00 | \$ 0.00 | \$ 0.00 | \$ 0.00 | \$ 0.00 | \$ 0.00 |
| \$ 0.00 | \$ 0.00 | \$ 0.00 | \$ 0.00 | \$ 0.00 | \$ 0.00 | \$ 0.00 |
| \$ 0.00 | \$ 0.00 | \$ 0.00 | \$ 0.00 | \$ 0.00 | \$ 0.00 | \$ 0.00 |
| \$ 0.00 | \$ 0.00 | \$ 0.00 | \$ 0.00 | \$ 0.00 | \$ 0.00 | \$ 0.00 |
| \$ 0.00 | \$ 0.00 | \$ 0.00 | \$ 0.00 | \$ 0.00 | \$ 0.00 | \$ 0.00 |
| \$ 0.00 | \$ 0.00 | \$ 0.00 | \$ 10,000.00 | \$ 0.00 | \$ (10,000.00) | \$ 10,000.00 |
| \$ 0.00 | \$ 0.00 | \$ 0.00 | \$ 0.00 | \$ 0.00 | \$ 0.00 | \$ 0.00 |
| \$ 0.00 | \$ 0.00 | \$ 0.00 | \$ 0.00 | \$ 0.00 | \$ 0.00 | \$ 0.00 |
| \$ 0.00 | \$ 0.00 | \$ 0.00 | \$ 0.00 | \$ 0.00 | \$ 0.00 | \$ 0.00 |
| \$ 0.00 | \$ 0.00 | \$ 10,000.00 | \$ 0.00 | \$ 0.00 | \$ 10,000.00 | \$ 0.00 |
| \$ 0.00 | \$ 0.00 | \$ 1,320,000.00 | \$ 652,560.87 | \$ 1,262,741.29 | \$ (595,302.16) | \$ 1,915,302.16 |
| \$ 0.00 | \$ 0.00 | \$ 0.00 | \$ 0.00 | \$ 0.00 | \$ 0.00 | \$ 0.00 |
| \$ 0.00 | \$ 0.00 | \$ 1,330,000.00 | \$ 662,560.87 | \$ 1,262,741.29 | \$ (595,302.16) | \$ 1,925,302.16 |
| \$ 0.00 | \$ 0.00 | \$ 0.00 | \$ 0.00 | \$ 0.00 | \$ 0.00 | \$ 0.00 |
| \$ 0.00 | \$ 0.00 | \$ 0.00 | \$ 0.00 | \$ 0.00 | \$ 0.00 | \$ 0.00 |
| \$ 0.00 | \$ 0.00 | \$ 0.00 | \$ 0.00 | \$ 5,000.00 | \$ (5,000.00) | \$ 5,000.00 |
| \$ 0.00 | \$ 0.00 | \$ 0.00 | \$ 0.00 | \$ 0.00 | \$ 0.00 | \$ 0.00 |
| \$ 0.00 | \$ 0.00 | \$ 0.00 | \$ 0.00 | \$ 0.00 | \$ 0.00 | \$ 0.00 |
| \$ 0.00 | \$ 0.00 | \$ 0.00 | \$ 0.00 | \$ 0.00 | \$ 0.00 | \$ 0.00 |
| \$ 0.00 | \$ 0.00 | \$ 0.00 | \$ 0.00 | \$ 5,000.00 | \$ (5,000.00) | \$ 5,000.00 |
| \$ 0.00 | \$ 0.00 | \$ 0.00 | \$ 0.00 | \$ 0.00 | \$ 0.00 | \$ 0.00 |
| \$ 0.00 | \$ 0.00 | \$ 0.00 | \$ 0.00 | \$ 0.00 | \$ 0.00 | \$ 0.00 |
| \$ 0.00 | \$ 0.00 | \$ 7,654,539.62 | \$ 2,617,798.08 | \$ 1,623,117.70 | \$ 3,413,623.84 | \$ 4,240,915.78 |
| \$ 0.00 | \$ 0.00 | \$ 0.00 | \$ 0.00 | \$ 0.00 | \$ 0.00 | \$ 0.00 |
| \$ 0.00 | \$ 0.00 | \$ 0.00 | \$ 0.00 | \$ 0.00 | \$ 0.00 | \$ 0.00 |
| \$ 0.00 | \$ 0.00 | \$ 7,654,539.62 | \$ 2,617,798.08 | \$ 1,623,117.70 | \$ 3,413,623.84 | \$ 4,240,915.78 |

| | Estimate of Needs by Governing Board | Approved by County Excise Board |
|--|--|---------------------------------------|
| | \$ 7,684,837.99 | \$ 7,684,837.99 |
| | \$ 0.00 | \$ 0.00 |
| | \$ 0.00 | \$ 0.00 |
| | \$ 7,684,837.99 | \$ 7,684,837.99 |

S.A. & I. Form 2661R06 Entity: Great Plains Technology Center 9, Comanche

CO-OP FUND ACCOUNTS COVERING THE PERIOD JULY 1, 2017 TO JUNE 30, 2018
ESTIMATE OF NEEDS FOR 2018-2019

EXHIBIT "C"

Page 20

| Schedule 1, Current Balance Sheet - June 30, 2018 | |
|--|----------------|
| | Amount |
| ASSETS: | |
| Cash Balance June 30, 2018 | \$ 0.00 |
| | \$ 0.00 |
| TOTAL ASSETS | \$ 0.00 |
| LIABILITIES AND RESERVES: | |
| Warrants Outstanding | \$ 0.00 |
| Reserve for Interest on Warrants | \$ 0.00 |
| Reserves From Schedule 8 | \$ 0.00 |
| TOTAL LIABILITIES AND RESERVES | \$ 0.00 |
| CASH FUND BALANCE JUNE 30, 2018 | \$ 0.00 |
| TOTAL LIABILITIES, RESERVES AND CASH FUND BALANCE | \$ 0.00 |

| Schedule 5, Expenditures Co-op Fund Cash Accounts of Current and all Prior Years | |
|--|--------------------|
| CURRENT AND ALL PRIOR YEARS | 2017-18 |
| Cash Balance Reported to Excise Board 6-30-2017 | \$ 0.00 |
| Cash Fund Balance Transferred Out | |
| Cash Fund Balance Transferred In | \$ 2,847.22 |
| Adjusted Cash Balance | \$ 2,847.22 |
| Miscellaneous Revenue (Schedule 4) | \$ 0.00 |
| Cash Fund Balance Forward From Preceding Year | \$ 0.00 |
| Final Mfg Payment Receivable | \$ 0.00 |
| TOTAL RECEIPTS | \$ 0.00 |
| TOTAL RECEIPTS AND BALANCE | \$ 2,847.22 |
| Warrants Paid of Year in Caption | \$ 2,847.22 |
| Interest Paid Thereon | \$ 0.00 |
| Bank Fees and Cash Charges | \$ 0.00 |
| TOTAL DISBURSEMENTS | \$ 2,847.22 |
| CASH BALANCE JUNE 30, 2018 | \$ 0.00 |
| Reserve for Warrants Outstanding | \$ 0.00 |
| Reserve for Interest on Warrants | \$ 0.00 |
| Reserves From Schedule 8 | \$ 0.00 |
| TOTAL LIABILITIES AND RESERVE | \$ 0.00 |
| DEFICIT: (Red Figure) | \$ 0.00 |
| CASH FUND BALANCE FORWARD TO SUCCEEDING YEAR | \$ 0.00 |

| Schedule 6, Co-op Fund Warrant Account of Current and All Prior Years | |
|---|--------------------|
| CURRENT AND ALL PRIOR YEARS | 2017-18 |
| Warrants Outstanding 6-30 of Year in Caption | |
| Warrants Registered During Year | \$ 2,847.22 |
| TOTAL | \$ 2,847.22 |
| Warrants Paid During Year | \$ 2,847.22 |
| Warrants Converted to Bonds or Judgments | \$ 0.00 |
| Warrants Cancelled | \$ 0.00 |
| Warrants estopped by Statute | \$ 0.00 |
| TOTAL WARRANTS RETIRED | \$ 2,847.22 |
| BALANCE WARRANTS OUTSTANDING JUNE 30, 2018 | \$ 0.00 |

S.A. & I. Form 2661R06 Entity: Great Plains Technology Center 9, Comanche

CO-OP FUND ACCOUNTS COVERING THE PERIOD JULY 1, 2017 TO JUNE 30, 2018
ESTIMATE OF NEEDS FOR 2018-2019

EXHIBIT "C"

| Schedule 4, Miscellaneous Revenue | | |
|--|------------------|--------------------|
| SOURCE | 2017-18 ACCOUNT | |
| | AMOUNT ESTIMATED | ACTUALLY COLLECTED |
| 1000 DISTRICT SOURCES OF REVENUE: | | |
| 1200 Tuition & Fees | \$ 0.00 | \$ 0.00 |
| 1300 Earnings on Investments and Bond Sales | \$ 0.00 | \$ 0.00 |
| 1400 Rental, Disposals and Commissions | \$ 0.00 | \$ 0.00 |
| 1500 Reimbursements | \$ 0.00 | \$ 0.00 |
| 1600 Other Local Sources of Revenue | \$ 0.00 | \$ 0.00 |
| 1700 Child Nutrition Programs | \$ 0.00 | \$ 0.00 |
| 1800 Athletics | \$ 0.00 | \$ 0.00 |
| TOTAL | \$ 0.00 | \$ 0.00 |
| 2000 INTERMEDIATE SOURCES OF REVENUE: | | |
| 2100 County 4 Mill Ad Valorem Tax | \$ 0.00 | \$ 0.00 |
| 2200 County Apportionment (Mortgage Tax) | \$ 0.00 | \$ 0.00 |
| 2300 Resale of Property Fund Distribution | \$ 0.00 | \$ 0.00 |
| 2900 Other Intermediate Sources of Revenue | \$ 0.00 | \$ 0.00 |
| TOTAL | \$ 0.00 | \$ 0.00 |
| 3000 STATE SOURCES OF REVENUE: | | |
| 3110 Gross Production Tax | \$ 0.00 | \$ 0.00 |
| 3120 Motor Vehicle Collections | \$ 0.00 | \$ 0.00 |
| 3130 Rural Electric Cooperative Tax | \$ 0.00 | \$ 0.00 |
| 3140 State School Land Earnings | \$ 0.00 | \$ 0.00 |
| 3150 Vehicle Tax Stamps | \$ 0.00 | \$ 0.00 |
| 3160 Farm Implement Tax Stamps | \$ 0.00 | \$ 0.00 |
| 3170 Trailers and Mobile Homes | \$ 0.00 | \$ 0.00 |
| 3190 Other Dedicated Revenue | \$ 0.00 | \$ 0.00 |
| 3100 Total Dedicated Revenue | \$ 0.00 | \$ 0.00 |
| 3210 Foundation and Salary Incentive Aid | \$ 0.00 | \$ 0.00 |
| 3220 Mid-Term Adjustment For Attendance | \$ 0.00 | \$ 0.00 |
| 3230 Teacher Consultant Stipend | \$ 0.00 | \$ 0.00 |
| 3250 Flexible Benefit Allowance | \$ 0.00 | \$ 0.00 |
| 3200 Total State Aid - General Operations - Non-Categorical | \$ 0.00 | \$ 0.00 |
| 3300 State Aid - Competitive Grants - Categorical | \$ 0.00 | \$ 0.00 |
| 3400 State - Categorical | \$ 0.00 | \$ 0.00 |
| 3500 Special Programs | \$ 0.00 | \$ 0.00 |
| 3600 Other State Sources of Revenue | \$ 0.00 | \$ 0.00 |
| 3700 Child Nutrition Program | \$ 0.00 | \$ 0.00 |
| 3800 State Vocational Programs - Multi-Source | \$ 0.00 | \$ 0.00 |
| TOTAL | \$ 0.00 | \$ 0.00 |
| 4000 FEDERAL SOURCES OF REVENUE: | | |
| 4100 Grants-In-Aid Direct From The Federal Government | \$ 0.00 | \$ 0.00 |
| 4200 Disadvantaged Students | \$ 0.00 | \$ 0.00 |
| 4300 Individuals With Disabilities | \$ 0.00 | \$ 0.00 |
| 4400 No Child Left Behind | \$ 0.00 | \$ 0.00 |
| 4500 Grants-In-Aid Passed Through Other State/Intermediate Sources | \$ 0.00 | \$ 0.00 |
| 4600 Other Federal Sources Passed Through State Dept Of Education | \$ 0.00 | \$ 0.00 |
| 4700 Child Nutrition Programs | \$ 0.00 | \$ 0.00 |
| 4800 Federal Vocational Education | \$ 0.00 | \$ 0.00 |
| TOTAL | \$ 0.00 | \$ 0.00 |
| 5000 NON-REVENUE RECEIPTS: | | |
| 5100 Return of Assets | \$ 0.00 | \$ 0.00 |
| GRAND TOTAL | \$ 0.00 | \$ 0.00 |

S.A. & I. Form 2661R06 Entity: Great Plains Technology Center 9, Comanche

EXHIBIT "C"

| Schedule 8, Report of Prior Year Expenditures | | | | |
|---|----------------------------------|-----------------------|-------------------------------|-------------------------|
| APPROPRIATED ACCOUNTS | FISCAL YEAR ENDING JUNE 30, 2017 | | | APPROPRIATIONS ORIGINAL |
| | RESERVES 06-30-2017 | WARRANTS SINCE ISSUED | BALANCE LAPSED APPROPRIATIONS | |
| 1000 INSTRUCTION | \$ 0.00 | \$ 0.00 | \$ 0.00 | \$ 2,847.22 |
| 2000 SUPPORT SERVICES: | | | | |
| 2100 Support Services - Students | \$ 0.00 | \$ 0.00 | \$ 0.00 | \$ 0.00 |
| 2200 Support Services - Instructional Staff | \$ 0.00 | \$ 0.00 | \$ 0.00 | \$ 0.00 |
| 2300 Support Services - General Administration | \$ 0.00 | \$ 0.00 | \$ 0.00 | \$ 0.00 |
| 2400 Support Services - School Administration | \$ 0.00 | \$ 0.00 | \$ 0.00 | \$ 0.00 |
| 2500 Support Services - Business | \$ 0.00 | \$ 0.00 | \$ 0.00 | \$ 0.00 |
| 2600 Operations And Maintenance of Plant Services | \$ 0.00 | \$ 0.00 | \$ 0.00 | \$ 0.00 |
| 2700 Student Transportation Services | \$ 0.00 | \$ 0.00 | \$ 0.00 | \$ 0.00 |
| 2800 Support Services - Central | \$ 0.00 | \$ 0.00 | \$ 0.00 | \$ 0.00 |
| 2900 Other Support Services | \$ 0.00 | \$ 0.00 | \$ 0.00 | \$ 0.00 |
| TOTAL | \$ 0.00 | \$ 0.00 | \$ 0.00 | \$ 0.00 |
| 3000 OPERATION OF NON-INSTRUCTION SERVICES: | | | | |
| 3100 Child Nutrition Programs Operations | \$ 0.00 | \$ 0.00 | \$ 0.00 | \$ 0.00 |
| 3200 Other Enterprise Service Operations | \$ 0.00 | \$ 0.00 | \$ 0.00 | \$ 0.00 |
| 3300 Community Services Operations | \$ 0.00 | \$ 0.00 | \$ 0.00 | \$ 0.00 |
| TOTAL | \$ 0.00 | \$ 0.00 | \$ 0.00 | \$ 0.00 |
| 4000 FACILITIES ACQUISITION & CONSTRUCTION SERV: | | | | |
| 4100 Supv. of Facilities Acquisition and Construction | \$ 0.00 | \$ 0.00 | \$ 0.00 | \$ 0.00 |
| 4200 Site Acquisition Services | \$ 0.00 | \$ 0.00 | \$ 0.00 | \$ 0.00 |
| 4300 Site Improvement Services | \$ 0.00 | \$ 0.00 | \$ 0.00 | \$ 0.00 |
| 4400 Architecture and Engineering Services | \$ 0.00 | \$ 0.00 | \$ 0.00 | \$ 0.00 |
| 4500 Educational Specifications Development Services | \$ 0.00 | \$ 0.00 | \$ 0.00 | \$ 0.00 |
| 4600 Building Acquisition and Construction Services | \$ 0.00 | \$ 0.00 | \$ 0.00 | \$ 0.00 |
| 4700 Building Improvement Services | \$ 0.00 | \$ 0.00 | \$ 0.00 | \$ 0.00 |
| 4900 Other Facilities Acquisition and Const. Services | \$ 0.00 | \$ 0.00 | \$ 0.00 | \$ 0.00 |
| TOTAL | \$ 0.00 | \$ 0.00 | \$ 0.00 | \$ 0.00 |
| 5000 OTHER OUTLAYS: | | | | |
| 5100 Debt Service | \$ 0.00 | \$ 0.00 | \$ 0.00 | \$ 0.00 |
| 5200 Reimbursement(Child Nutrition Fund) | \$ 0.00 | \$ 0.00 | \$ 0.00 | \$ 0.00 |
| 5300 Clearing Account | \$ 0.00 | \$ 0.00 | \$ 0.00 | \$ 0.00 |
| 5400 Indirect Cost Entitlement | \$ 0.00 | \$ 0.00 | \$ 0.00 | \$ 0.00 |
| 5500 Private Nonprofit Schools | \$ 0.00 | \$ 0.00 | \$ 0.00 | \$ 0.00 |
| 5600 Correcting Entry | \$ 0.00 | \$ 0.00 | \$ 0.00 | \$ 0.00 |
| TOTAL | \$ 0.00 | \$ 0.00 | \$ 0.00 | \$ 0.00 |
| 7000 OTHER USES | \$ 0.00 | \$ 0.00 | \$ 0.00 | \$ 0.00 |
| 8000 REPAYMENTS | \$ 0.00 | \$ 0.00 | \$ 0.00 | \$ 0.00 |
| TOTAL CO-OP FUND | \$ 0.00 | \$ 0.00 | \$ 0.00 | \$ 2,847.22 |
| Bank Fees and Cash Charges | \$ 0.00 | \$ 0.00 | \$ 0.00 | \$ 0.00 |
| Provision for Interest on Warrants | \$ 0.00 | \$ 0.00 | \$ 0.00 | \$ 0.00 |
| GRAND TOTAL | \$ 0.00 | \$ 0.00 | \$ 0.00 | \$ 2,847.22 |

| ESTIMATE OF NEEDS FOR THE FISCAL YEAR 2018-2019 |
|---|
| PURPOSE: |
| Current Expense |
| Interest |
| Pro rata share of County Assessor's Budget by County Excise Board |
| GRAND TOTAL - Home School |

S.A. & I. Form 2661R06 Entity: Great Plains Technology Center 9, Comanche

CERTIFICATE OF EXCISE BOARD

State of Oklahoma, County of Comanche

We, do further certify that we have examined the statement of estimated needs for the current fiscal year ending June 30, 2018, as certified by the Board of Education of Great Plains Technology Center, District Number 9 of said County and State, and its financial statement for the preceding year, and in so doing we have diligently performed the duties imposed upon this Excise Board by 68 O. S. 2001 Section 3007, by (1) ascertaining that the financial statements, as to the statistics therein contained, reflect the true fiscal condition at the close of the fiscal year, or caused the same to be corrected so to show; (2) struck from the estimate of needs so submitted any items not authorized by law and reduced to the sum authorized by law any items restricted by statute as to the amount lawfully expendable therefor; (3) supplemented such estimate, after appropriate action, by an estimate of needs prepared by this Excise Board to make provision for mandatory functions based upon statistics authoritatively submitted; (4) computed the total means available to each fund in the manner provided, applying the Governing Board's estimate of revenue to be derived from surplus tax of the immediately preceding year and from sources other than ad valorem tax, or reduced such estimate to not less than the lawfully authorized ratio of the several sums realized from such sources during the preceding fiscal year or to such lesser sum as may reasonably be anticipated under altered law or circumstance and using for such determination the basic collections of the preceding year and the ratios on which distribution or apportionment must be made during the ensuing or current year.

To the several and specific purposes of the estimated needs as certified, we have and do hereby appropriate the surplus balances of cash on hand of the prior year, estimates of income from sources other than ad valorem taxation within the limitation fixed by law, and the proceeds of ad valorem tax levy within the number of mills authorized, either by apportionment by the Legislature, allocation by the excise board or by legal election, all of which appropriations are made in so far as the available surpluses, revenues, and levies will permit, except in that we have also provided that, after deducting items consisting of cash and the revenue from all sources other than the 2018 tax and the proceeds of the 2018 tax levy are in excess of the residue of such appropriations, by a sum included for delinquent tax, computed at 10.0% of such residue. And provided further, if said School District has been ascertained to be a well defined State Aid District, the local budget, as approved and appropriated for, has been applied wholly to its operating accounts.

We further certify that the amount required to be raised from tax, excluding Homesteads, for General Revenue Fund purposes as approved, requires a total ad valorem tax levy of 10.000 Mills. Said levy is within the statutory limit, and if in excess, is within the constitutional limit and has been authorized by a vote of the people of said district, as shown by certificate of the School Board to-wit:

To this District, with valuations shown below, the Excise Board allocated 5.000 Mills, plus 0.000 Mills authorized by the Constitution, plus an emergency levy of 0.000 Mills; plus local support levy of 5.000 Mills; for a total levy for the General Fund of 10.000 Mills.

We further certify that the amount required to be raised for building fund purposes as approved requires a tax levy of 5.000 Mills, and said levy has been certified as authorized by a vote of the people at an election held for that purpose. We further certify that Assessed Values used in computing Mill-vote levies have been applied as certified by the County Assessor.

We further certify that we have examined the within statements of account and estimated needs or requirements of the Governing Board of Great Plains Technology Center, School District No. 9 of said County and State, in relation to the Sinking Fund or Funds thereof, and after finding the same correct or having caused the same to be corrected pursuant to 68 O. S. 2001 Section 3009, have approved the requirements therefor to fulfill the conditions of Section 26 and 28 of Article 10, Oklahoma Constitution, and have made and certified a tax levy therefor to the extent of the excess of said total requirements over the total of items 2, 3, 6, and 12 of Exhibit "Y" and any other legal deduction, including a reserve of 10% for delinquent taxes.

S.A. & I. Form 2661R06 Entity: Great Plains Technology Center 9, Comanche

See Accountant's Compilation Report

CERTIFICATE OF EXCISE BOARD
ESTIMATE OF NEEDS FOR 2018-2019

| EXHIBIT "Y" | | | | | |
|---|------------------|-----------------|------------|----------------------|------------------------------------|
| County Excise Board's Appropriation of Income and Revenue | General Fund | Building Fund | Co-op Fund | Child Nutrition Fund | New Sinking Fund (Exc. Homesteads) |
| Appropriation Approved and Provision Made | \$ 21,818,447.94 | \$ 7,684,837.99 | \$ 0.00 | \$ 0.00 | \$ 0.00 |
| Appropriation of Revenues: | | | | | |
| Excess of Assets Over Liabilities | \$ 5,556,199.56 | \$ 4,020,835.10 | \$ 0.00 | \$ 0.00 | \$ 0.00 |
| Unclaimed Protest Tax Refunds | \$ 0.00 | \$ 0.00 | \$ 0.00 | \$ 0.00 | \$ 0.00 |
| Miscellaneous Estimated Revenues | \$ 8,863,805.00 | \$ 40,000.00 | \$ 0.00 | \$ 0.00 | None |
| Est. Value of Surplus Tax in Process | \$ 0.00 | \$ 0.00 | \$ 0.00 | \$ 0.00 | None |
| Sinking Fund Contributions | \$ 0.00 | \$ 0.00 | \$ 0.00 | \$ 0.00 | \$ 0.00 |
| Surplus Building Fund Cash | \$ 0.00 | \$ 0.00 | \$ 0.00 | \$ 0.00 | \$ 0.00 |
| Total Other Than 2018 Tax | \$ 14,420,004.56 | \$ 4,060,835.10 | \$ 0.00 | \$ 0.00 | \$ 0.00 |
| Balance Required | \$ 7,398,443.38 | \$ 3,624,002.89 | \$ 0.00 | \$ 0.00 | \$ 0.00 |
| Add Allowance for Delinquency | \$ 739,844.34 | \$ 362,400.29 | \$ 0.00 | \$ 0.00 | \$ 0.00 |
| Total Required for 2018 Tax | \$ 8,138,287.72 | \$ 3,986,403.18 | \$ 0.00 | \$ 0.00 | \$ 0.00 |
| Rate of Levy Required and Certified | ----- | ----- | ----- | ----- | 0.00 Mills |

We further certify that the net assessed valuation of the Property, subject to ad valorem taxes, after the amount of all Homestead Exemptions have been deducted in the said School District as finally equalized and certified by the Board of Equalization for the current year 2018-2019 is as follows:

| VALUATION AND LEVIES EXCLUDING HOMESTEADS | | | | |
|---|-------------------|-------------------|------------------|-------------------|
| County | Real | Personal | Public Service | Total |
| This County Comanche | \$ 557,126,973.00 | \$ 106,327,966.00 | \$ 44,314,427.00 | \$ 707,769,366.00 |
| Joint County Caddo | \$ 38,867.00 | \$ 5,201.00 | \$ 0.00 | \$ 44,068.00 |
| Joint County Cotton | \$ 8,230,490.00 | \$ 1,560,881.00 | \$ 1,917,054.00 | \$ 11,708,425.00 |
| Joint County Grady | \$ 626,125.00 | \$ 520,536.00 | \$ 8,758.00 | \$ 1,155,419.00 |
| Joint County Kiowa | \$ 12,776,105.00 | \$ 5,637,652.00 | \$ 7,374,464.00 | \$ 25,788,221.00 |
| Joint County Stephens | \$ 242,114.00 | \$ 26,798.00 | \$ 2,620.00 | \$ 271,532.00 |
| Joint County Tillman | \$ 31,172,474.00 | \$ 8,764,681.00 | \$ 6,938,936.00 | \$ 46,876,091.00 |
| Joint County | \$ 0.00 | \$ 0.00 | \$ 0.00 | \$ 0.00 |
| Joint County | \$ 0.00 | \$ 0.00 | \$ 0.00 | \$ 0.00 |
| Joint County | \$ 0.00 | \$ 0.00 | \$ 0.00 | \$ 0.00 |
| Joint County | \$ 0.00 | \$ 0.00 | \$ 0.00 | \$ 0.00 |
| Joint County | \$ 0.00 | \$ 0.00 | \$ 0.00 | \$ 0.00 |
| Joint County | \$ 0.00 | \$ 0.00 | \$ 0.00 | \$ 0.00 |
| Joint County | \$ 0.00 | \$ 0.00 | \$ 0.00 | \$ 0.00 |
| Total Valuations, All Counties | \$ 610,213,148.00 | \$ 122,843,715.00 | \$ 60,556,259.00 | \$ 793,613,122.00 |

and that the assessed valuations herein certified have been used in computing the rates of mill levies and the proceeds thereof appropriated as aforesaid; and that having ascertained as aforesaid, the aggregate amount to be raised by ad valorem taxation, we thereupon made the above levies therefor as provided by law as follows:

S.A. & I. Form 2661R06 Entity: Great Plains Technology Center 9, Comanche




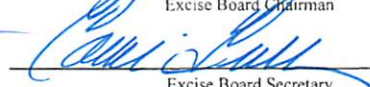
CERTIFICATE OF EXCISE BOARD
ESTIMATE OF NEEDS FOR 2018-2019

| EXHIBIT "Y" Continued: Primary County And All Joint Counties | | Levies Required and Certified: Valuation And Levies Excluding Homesteads | | | | Total Required For 2018 Tax | |
|--|--------------|--|-------------------|-----------------|-----------------|-----------------------------|--|
| County | General Fund | Building Fund | Total Valuation | General | Building | | |
| This County Comanche | 10.23 Mills | 5.02 Mills | \$ 707,769,366.00 | \$ 7,240,480.61 | \$ 3,553,002.22 | | |
| Joint Co. Caddo | 10.14 Mills | 5.01 Mills | \$ 44,068.00 | \$ 446.85 | \$ 220.78 | | |
| Joint Co. Cotton | 10.40 Mills | 5.04 Mills | \$ 11,708,425.00 | \$ 121,767.62 | \$ 59,010.46 | | |
| Joint Co. Grady | 10.55 Mills | 5.06 Mills | \$ 1,155,419.00 | \$ 12,189.67 | \$ 5,846.42 | | |
| Joint Co. Kiowa | 10.48 Mills | 5.05 Mills | \$ 25,788,221.00 | \$ 270,260.56 | \$ 130,230.52 | | |
| Joint Co. Stephens | 10.38 Mills | 5.04 Mills | \$ 271,532.00 | \$ 2,818.50 | \$ 1,368.52 | | |
| Joint Co. Tillman | 10.46 Mills | 5.05 Mills | \$ 46,876,091.00 | \$ 490,323.91 | \$ 236,724.26 | | |
| Joint Co. | 0.00 Mills | 0.00 Mills | \$ 0.00 | \$ 0.00 | \$ 0.00 | | |
| Joint Co. | 0.00 Mills | 0.00 Mills | \$ 0.00 | \$ 0.00 | \$ 0.00 | | |
| Joint Co. | 0.00 Mills | 0.00 Mills | \$ 0.00 | \$ 0.00 | \$ 0.00 | | |
| Joint Co. | 0.00 Mills | 0.00 Mills | \$ 0.00 | \$ 0.00 | \$ 0.00 | | |
| Joint Co. | 0.00 Mills | 0.00 Mills | \$ 0.00 | \$ 0.00 | \$ 0.00 | | |
| Joint Co. | 0.00 Mills | 0.00 Mills | \$ 0.00 | \$ 0.00 | \$ 0.00 | | |
| Totals | | | \$ 793,613,122.00 | \$ 8,138,287.72 | \$ 3,986,403.18 | | |

Sinking Fund 0.00 Mills

and we do hereby order the above levies to be certified forthwith by the Secretary of this Board to the County Assessor of said County, in order that the County Assessor may immediately extend said levies upon the Tax Rolls for the year 2018 without regard to any protest that may be filed against any levies, as required by 68 O. S. 2001, Section 2869.

Signed at Lawton, Oklahoma, this 19 day of September, 2018

 Excise Board Member
 Excise Board Chairman
 Excise Board Member
 Excise Board Secretary



Joint School District Levy Certification for Great Plains Technology Center 9


Career Tech District Number _____ : General Fund _____
 Building Fund _____

State of Oklahoma)
) ss

County of Comanche)

I, Carrie Tubbs, Comanche County Clerk, do hereby certify that the above levies are true and correct for the taxable year 2018.

Witness my hand and seal, on September 15


 Comanche County Clerk



S.A. & I. Form 2661R06 Entity: Great Plains Technology Center 9, Comanche

-----ATTACHMENT TO ESTIMATE OF NEEDS-----
 2018 ASSESSED PROPERTY VALUATIONS-----COMANCHE COUNTY AVTS #9

| | PERSONAL | REAL ESTATE | PUBLIC SERVICE | TOTAL | HOMESTEAD EXEMPTION | TOTAL (NET) |
|-------------------------------|---------------------------|---------------------------|--------------------------|---------------------------|--------------------------|---------------------------|
| <u>COMANCHE COUNTY</u> | | | | | | |
| District #9 I-8 (net value) | <u>106,327,966</u> | <u>619,279,407</u> | <u>44,314,427</u> | <u>769,921,800</u> | <u>62,152,434</u> | <u>707,769,366</u> |
| COUNTY TOTAL | <u>106,327,966</u> | <u>619,279,407</u> | <u>44,314,427</u> | <u>769,921,800</u> | <u>62,152,434</u> | <u>707,769,366</u> |
| <u>CADDO COUNTY</u> | | | | | | |
| Fletcher-Rural | <u>5,201</u> | <u>40,867</u> | <u>0</u> | <u>46,068</u> | <u>2,000</u> | <u>44,068</u> |
| COUNTY TOTAL | <u>5,201</u> | <u>40,867</u> | <u>0</u> | <u>46,068</u> | <u>2,000</u> | <u>44,068</u> |
| <u>COTTON COUNTY</u> | | | | | | |
| S.D. 132 | 105,768 | 1,033,279 | 255,702 | 1,394,749 | 11,000 | 1,383,749 |
| S.D. 249 | 8,644 | 101,285 | 1,372 | 111,301 | 2,000 | 109,301 |
| S.D. 333 | 1,386,941 | 7,001,148 | 1,523,348 | 9,911,437 | 334,304 | 9,577,133 |
| S.D. 4 | <u>59,528</u> | <u>453,082</u> | <u>136,632</u> | <u>649,242</u> | <u>11,000</u> | <u>638,242</u> |
| COUNTY TOTAL | <u>1,560,881</u> | <u>8,588,794</u> | <u>1,917,054</u> | <u>12,066,729</u> | <u>358,304</u> | <u>11,708,425</u> |
| <u>GRADY COUNTY</u> | | | | | | |
| S.D. 2003 Cmche Ster | 108,703 | 639,594 | 904 | 749,201 | 29,679 | 719,522 |
| S.D. 2009 Cmche Fltc | <u>411,833</u> | <u>16,210</u> | <u>7,854</u> | <u>435,897</u> | <u>0</u> | <u>435,897</u> |
| COUNTY TOTAL | <u>520,536</u> | <u>655,804</u> | <u>8,758</u> | <u>1,185,098</u> | <u>29,679</u> | <u>1,155,419</u> |
| <u>KIOWA COUNTY</u> | | | | | | |
| S.D. Mt. Park-C | 5,489 | 514,516 | 111,337 | 631,342 | 89,811 | 541,531 |
| S.D. Roosevelt-C | 52,270 | 667,984 | 121,267 | 841,521 | 63,012 | 778,509 |
| S.D. Snyder-c | 199,150 | 3,093,604 | 558,093 | 3,850,847 | 232,927 | 3,617,920 |
| S.D. Snyder-R | <u>5,380,743</u> | <u>9,214,128</u> | <u>6,583,767</u> | <u>21,178,638</u> | <u>328,377</u> | <u>20,850,261</u> |
| COUNTY TOTAL | <u>5,637,652</u> | <u>13,490,232</u> | <u>7,374,464</u> | <u>26,502,348</u> | <u>714,127</u> | <u>25,788,221</u> |
| <u>STEPHENS COUNTY</u> | | | | | | |
| S.D. Sterling C-3 | <u>26,798</u> | <u>258,114</u> | <u>2,620</u> | <u>287,532</u> | <u>16,000</u> | <u>271,532</u> |
| COUNTY TOTAL | <u>26,798</u> | <u>258,114</u> | <u>2,620</u> | <u>287,532</u> | <u>16,000</u> | <u>271,532</u> |
| <u>TILLMAN COUNTY</u> | | | | | | |
| District #132-Chattanooga | 706,826 | 2,607,647 | 374,724 | 3,689,197 | 75,776 | 3,613,421 |
| District #158-Frederick | 4,924,709 | 15,575,049 | 2,113,363 | 22,613,121 | 1,205,544 | 21,407,577 |
| District #2-Comanche | 1,330 | 150,822 | 1,095 | 153,247 | 5,000 | 148,247 |
| District #249-Grandfield | 942,440 | 4,939,424 | 1,008,697 | 6,890,561 | 350,122 | 6,540,439 |
| District #333-Cotton | 0 | 122,666 | 2,296 | 124,962 | 2,000 | 122,962 |
| District #4-Kiowa | 250,659 | 1,052,865 | 408,091 | 1,711,615 | 32,379 | 1,679,236 |
| District #8-Tipton | 1,250,688 | 5,695,143 | 2,012,543 | 8,958,374 | 383,866 | 8,574,508 |
| District #9-Davidson | <u>688,029</u> | <u>3,223,676</u> | <u>1,018,127</u> | <u>4,929,832</u> | <u>140,131</u> | <u>4,789,701</u> |
| COUNTY TOTAL | <u>8,764,681</u> | <u>33,367,292</u> | <u>6,938,936</u> | <u>49,070,909</u> | <u>2,194,818</u> | <u>46,876,091</u> |
| GRAND TOTALS | <u><u>122,843,715</u></u> | <u><u>675,680,510</u></u> | <u><u>60,556,259</u></u> | <u><u>859,080,484</u></u> | <u><u>65,467,362</u></u> | <u><u>793,613,122</u></u> |